

DISPROPORTIONATE MINORITY CONTACT

2019 UTAH COMPLIANCE PLAN



<https://justice.utah.gov>

Laneta Fitisemanu, DMC Coordinator

LFitisemanu@utah.gov

Cuong Nguyen, Juvenile Justice Specialist

cvnguyen@utah.gov

TABLE OF CONTENTS



1

EXECUTIVE SUMMARY

Utah's Vision of Success

3

INTRODUCTION

DMC Organization

4

I. IDENTIFICATION

Data Collection and Timeline, Statewide DMC Data,
Data at 5 Points of Contact, Review of the Data

9

II. UTAH DMC ACTION PLAN

Timeline of Utah's DMC Reduction Initiatives,
Action Plan Items 1, 2,3, & 4

17

III. CONCLUSION

Reducing DMC, OJJDP Support, Safeguards



Executive Summary

The 2019 Utah Disproportionate Minority Contact (DMC) Compliance Plan has been prepared for the state of Utah and was submitted to the Office of Juvenile Justice and Delinquency Prevention (OJJDP) on March 14, 2019 for annual reporting purposes.

Utah's DMC Compliance Plan operates under the following mission:

DMC Mission

To eliminate the disproportionate representation of minority youth at all points of contact in the juvenile justice system.

To achieve our mission, Utah has one full-time DMC Coordinator to assist with current initiatives in addition to a volunteer-based DMC Subcommittee and working groups. We work closely with the Utah State Board of Education, the Utah Bureau of Criminal Identification (BCI), and the Court and Agencies' Record Exchange Database (CARE) to obtain the necessary data needed to identify DMC. This report is based on FY17 DMC data for the following 5 points of contact as required by OJJDP: Arrest, Diversion, Detention, Secure Confinement, and Adult Transfer. However, Utah continues to monitor all nine points of contact in our Juvenile Justice System using the Relative Rate Index (RRI) calculation.

By enlisting the help of key stakeholders in the Utah juvenile justice system and community, we utilize the data in order to guide our efforts. We understand that while the data tells us where DMC is occurring and at what points of contact, it does not tell us why it is happening. As such, a number of [studies and assessments](#) have been conducted over the years to help us understand the DMC phenomenon in Utah and to guide our interventions. We are currently funding one assessment this year to look at the arrest and referral points of contact at the community level. The study results are scheduled to be available by September 2019. Lastly, this report also provides specific action items that summarize our 2019 efforts to address DMC.

We would like to thank the Utah Commission on Criminal and Juvenile Justice (CCJJ) and other stakeholders and partners, the Utah Board of Juvenile Justice (UBJJ), our DMC Subcommittee members, and DMC local working groups for their continued support and volunteer efforts to help address DMC and make the Utah juvenile justice system better for all youth.

Utah's Vision of Success

Successful Disproportionate Minority Contact reduction does not solely entail reaching parity. Success manifests itself through empowered stakeholders and communities that are able to recognize that the issue exists, and understand their roles in helping to reduce and prevent DMC from occurring through implementing restorative practices that employ data-driven, evidence-based, and best practice approaches at all levels within and outside of the juvenile justice system. We envision that successful DMC will encompass the following:

- Creating stronger communication between law enforcement, juvenile courts, schools, and the diverse communities. This entails establishing partnerships and greater communication between all entities to be able to provide the best possible support systems in place for all youth that come in contact with the juvenile justice system.
- Further expansion of partnerships across sectors to also help provide input, suggestions, and take action. This may include involving stakeholders in other areas such as health, recreation, faith-based organizations, and other local government and organizations.
- Educate and raise awareness to youth in general, particularly minority youth, about the juvenile justice system and positive interaction with law enforcement to prevent minority youth encounters with the legal system.
- Providing greater opportunity for minority youth that had contact with the juvenile justice system to be involved with DMC efforts and to have their opinions and perspectives shared.



Introduction


The 2019 DMC Compliance Plan follows the Office of Juvenile Justice and Delinquency Prevention guidelines which encompasses a three-step, research-driven, outcomes-based strategy. The first two steps: identification and development of an action plan are included in this report. The final step of outcomes-based evaluation will be reported in the FY 2020 plan.

DMC Organization

Utah's DMC efforts operate under the Utah Board of Juvenile Justice (UBJJ), which is also the State Advisory Group (SAG). The DMC Subcommittee was formed under UBJJ specifically to actively identify and address DMC issues. The subcommittee has approximately 20 members at a time and consists of individuals that work in the Utah Juvenile Justice System such as law enforcement, court administrators, and other stakeholders. In addition, members also include educators and administrators from various school districts, non-profit organizations, and other community advocates.

Geographically, our DMC efforts are primarily focused on the counties with the highest concentrated minority youth populations. The three counties identified are Salt Lake, Utah, and Weber counties. As such, three DMC working groups have been established in these counties to address DMC at the local level. Each of these groups is chaired by the Chief Probation Officer of their respective judicial districts. Membership is also comprised of various juvenile justice stakeholders, educators, and community members within each of the counties.

Utah DMC Organizational Chart



I. Identification

Data Collection and Timeline

Within our state's DMC Subcommittee, a DMC Data Working Group was formed to assist in analyzing, interpreting, and advising the DMC Subcommittee on RRI data and potential research issues. The current data is available roughly six months after the end of the State fiscal year (June 30). Our office requests the data from the Administrative Office of the Court (AOC) at the beginning of the calendar year. Data are then validated and tabulated, a process that takes approximately three months to complete. By the time the data is ready, it is also the due date for the Title II application. Thus, the most current data (FY18) has not been analyzed and reviewed by our data working group. ***As such, this report is based on careful analysis and interpretation from the previous year's data (FY17).***

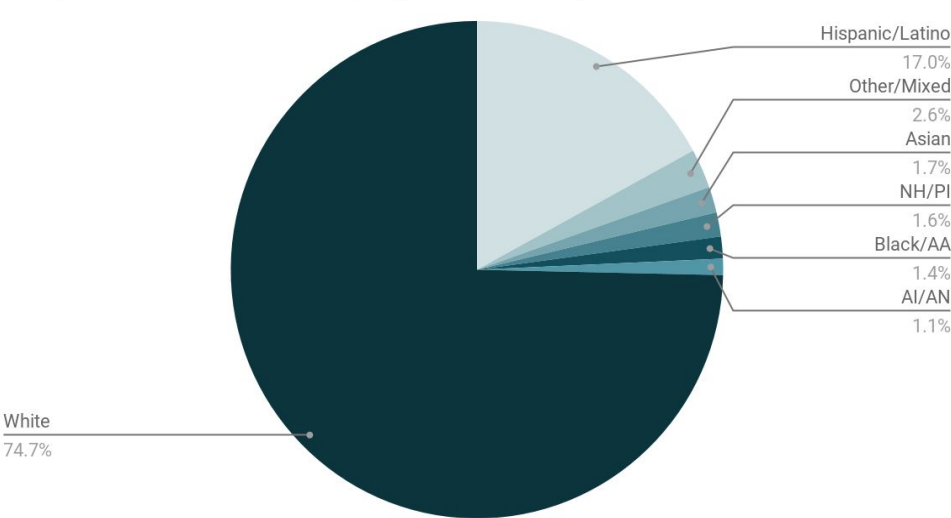
| Utah DMC Data Sources | Point of Contact |
|---|---|
| Utah State Board of Education, Statistics Department (USBE) | Population at Risk (ages 10-17). |
| Utah Bureau of Criminal Identification (BCI) | Arrest. Note: BCI uses the Uniform Crime Report (UCR) which combines Native Hawaiian & Pacific Islanders with Asians in the arrest category. As a result, the percentage at the point of arrest was calculated by combining the Asian and NHPI populations. |
| Court and Agencies' Record Exchange Database (CARE) | Referral, Diversion, Detention, Petitioned, Delinquent Findings, Probation, Confinement in Secure Care, Transfer to Adult (District) Court. |

Statewide DMC Data

Population at Risk

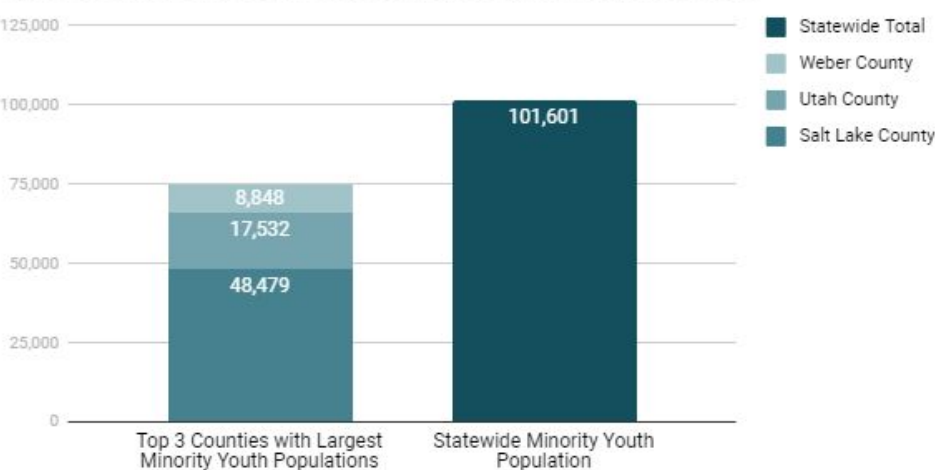
Since FY07, Utah has used population data from the Utah State Board of Education (USBE) in place of the Census. It was determined that USBE provides the most accurate youth population data to our knowledge. We estimate that USBE captures approximately 96% of the total youth population ages 10-17 (an estimated 3% of private school youth and 1% homeschooled youth are not included in the USBE data). The data being reported also includes Native Hawaiian and Pacific Islander and Other/Mixed categories in order to more accurately reflect the populations we monitor as a state. Minority youth are largely concentrated in the following counties: Salt Lake, Utah, and Weber. As such, our initiatives are focused primarily in these areas of the state.

Population at Risk (Ages 10-17)



Minority Youth Population By County

Top 3 Counties that have the highest minority youth concentration in Utah



Data at 5 Points of Contact Using Population Percentages

| Data set is from FY17: 10/01/2016-9/30/2017 | | White | Hispanic | Mixed | Asian | Native Hawaiian and Pacific Islander | Black | American Indian/ Alaska Native |
|--|---------------|---------------|--------------|--------------|-------------|---|-------------|-----------------------------------|
| Population at Risk (age 10-17) | | 299287 | 68350 | 10272 | 6740 | 6281 | 5726 | 4232 |
| Arrest | Number | 9454 | 2881 | 0 | 352* | (See Asian Arrest #s) | 721 | 259 |
| | % | 3.16% | 4.22% | .00% | 2.70%* | (See Asian Arrest %) | 12.59% | 6.12% |
| | RRI | 1.0 | 1.33 | – | 1.65* | (See Asian Arrest RRI) | 3.99 | 1.94 |
| Diversion | Number | 4053 | 1354 | 69 | 59 | 93 | 178 | 81 |
| | % | 1.35% | 1.98% | .67% | .88% | 1.48% | 3.11% | 1.91% |
| | RRI | 1.0 | .76 | .88 | 1.06 | .86 | .60 | .61 |
| Detention | Number | 1832 | 1031 | 151 | 21 | 62 | 237 | 148 |
| | % | .61% | 1.51% | 1.47% | .31% | .99% | 4.14% | 3.50% |
| | RRI | 1.0 | 1.28 | 4.26 | .84 | 1.27 | 1.75 | 2.45 |
| Secure Confinement | Number | 50 | 56 | 11 | 0 | 2 | 11 | 4 |
| | % | .02% | .08% | .11% | .00% | .03% | .19% | .09% |
| | RRI | 1.0 | 2.10 | 10.96 | – | – | 2.33 | 2.29 |
| Adult Transfer | Number | 1 | 0 | 0 | 0 | 0 | 0 | 0 |
| | % | .00% | .00% | .00% | .00% | .00% | .00% | .00% |
| | RRI | – | – | – | – | – | – | – |

* Asian and Native Hawaiian and Pacific Islander Arrest Rates are combined.

-- Insufficient number of cases for analysis.

Population At Risk Data Source: Utah Board of Education, Statistics Dept. The data includes all public and charter schools, it does not include 3% private school youth and 1% home-schooled youth.

Review of the Data

Arrest

Disproportionality is identified at the arrest point of contact for Hispanic, Black, and American Indian/Native Alaskan youth. We recognize the need for intervention at the front end of the system, as such this data supports our past and current efforts to put into place studies and assessments at the arrest and referral points of contact.

Diversion

Calculating the percentage of diversion using the population at risk does not provide us with an accurate and meaningful interpretation of disproportionality at the diversion point of contact. Instead, referral provides a more comprehensive picture of what happened once a youth is in contact with the court. For example, by using the same method as provided by OJJDP but based on referral, the data shows that 34% Hispanic youth were diverted compared to 44% for white youth. This percentage shows a disproportionality at the diversion for Hispanic youth. Similarly, disproportionality can also be found for other minority youth. Using this method, the data shows that there is significant disproportionality of diversion for Hispanic, Black or African American, and American Indian or Alaska Native youth.

Detention

At the detention point of contact, Hispanic, Black or African American, Mixed or Other, Native Hawaiian and Pacific Islander, and American Indian or Alaska Native youth are all overrepresented.

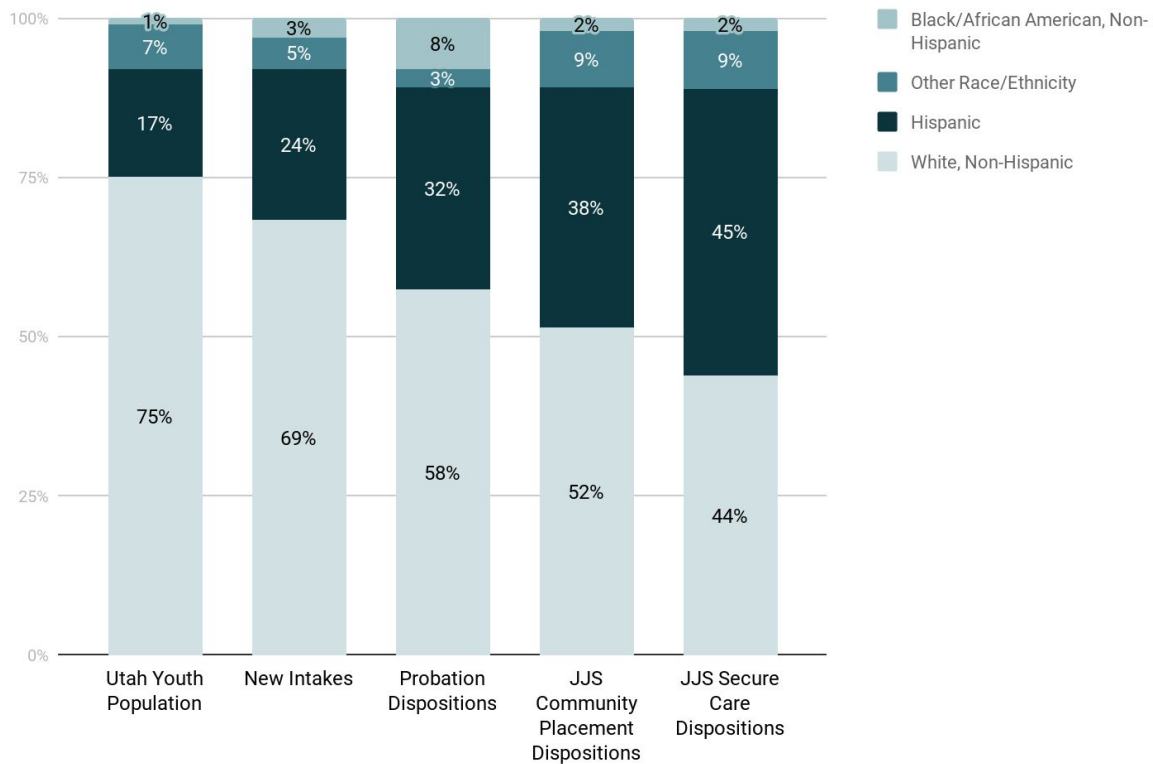
Secure Confinement

Overrepresentation at the secure confinement point of contact can be found for Hispanic, Black or African American, Mixed or Other, Native Hawaiian and Pacific Islander, and American Indian or Alaska Native youth. Using the Relative Rate Index, the data indicates Hispanic, Black or African American, and American Indian or Alaska Native were more than two times being placed in secure care compared to white youth. There is an exception to “other/mixed” category which shows that there were almost eleven times being placed in secure care. This finding is similar to the 2016 Pew Charitable Trust Study which shows that 56% of minority youth were placed in secure care while they represent just 25% of the population. *Please refer to the “Racial Disparities Grow as Youth Progress Through the System” chart on the next page for the data from the Pew study.*

Adult Transfer

There are insufficient numbers available for analysis with this point of contact.

Racial Disparities Grow as Youth Progress Through the System



Notes

Data set is from 2015.

Utah Youth Population: State of Utah School Enrollment Demographics Data, 2015

Sample Sizes: Utah Youth Population N=566, 808 | New Intakes N=6532 | Probation Disposition N=1435 | JJS Community Placement Dispositions N=426 | JJS Secure Dispositions N=129

II. Utah DMC Action Plan

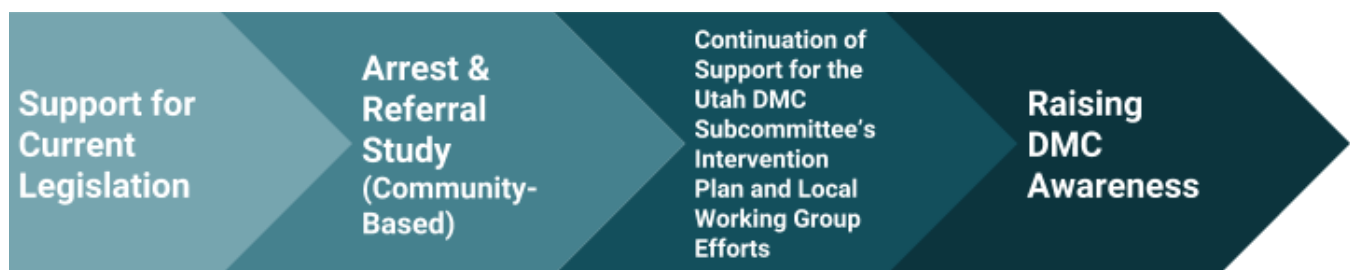
Timeline of Utah's DMC Reduction Initiatives

Below is a brief timeline of past studies and assessments that we have conducted over the years. These assessments have helped to guide our previous DMC reduction efforts. Copies of the studies and results can be accessed online through our [website](#).



DMC Action Plan

DMC efforts for FY 2019 have been grouped into four primary action items that encompass the current work that Utah is doing to address DMC in 2019. This section is outlined according to these action items.



Action Item 1: Supporting Current Legislation

The Utah Legislature has passed two key house bills that impact Utah's juvenile justice system: H.B. 460 in 2016 and H.B. 239 in 2017. We anticipate that these bills will also have a future impact on DMC specifically. Current efforts to support these bills is outlined in this section.

1. 2016 Housebill 460 School Resource Officers and School Administrators Training and Agreement

[H.B. 460](#) has the following two main requirements:

- **53A-11-1603 School Resource Officer (SRO) Training-- Curriculum**

The Utah State Board of Education in conjunction with the State Commission on Criminal and Juvenile Justice (The State Designated Agency that manages the federal Title II Formula Grant) shall *make rules that prepare and make available a training program for school principals and school resource officers to attend*. An SRO hired under the contract and the principal at the school where the SRO will be working, or the principal's designee, will jointly complete the SRO training.

- **53A-11-1604 Contracts between a Local Education Agency (LEA) and law enforcement for school resource officer services**

If an LEA contracts with a law enforcement agency or an individual to provide SRO services at the LEA, *a contract must be put in place with specific requirements as outlined in the bill*. This must be reviewed and approved by the LEA's governing authority and acknowledged by the law enforcement agency or the individual that an SRO hired under the contract.

DMC Support Efforts for H.B. 460

House Bill 460 came about as a result of the DMC [School-Based Arrest and Referral Study](#) that was conducted in 2012. The study showed that there were discrepancies in the number of minority arrests and referrals at the school-level, and that the severity of offenses were different at schools within the same school district. This led to a subsequent assessment study in 2014 called the [DMC Evidence-Based, Best Practices Assessment](#), which looked at school disciplinary policies, procedures, and practices. This study also looked at evidence-based, best practices schools apply, or should in regards to school disciplinary issues. The study found that there was confusion about the roles of school resource officers (SROs) and school administrators. In addition, school resource officers were not being utilized properly. Also very few schools had contracts or memorandums of understanding to help define these roles between the Law Enforcement Agencies providing services and the schools they were to service. This made it confusing for school resource officers to know who they were responsible for reporting to, and what their responsibilities were at the schools.

As a result, efforts were put into place from 2015-2016 to develop and pilot a training curriculum for school resource officers and their school administrators. In 2016, H.B. 460 was passed and in 2018, the [School-Based Law Enforcement Training](#) was finalized and became the approved training curriculum to meet the requirements of the bill.

The Utah Board of Juvenile Justice (Utah's SAG) has contracted with non-profit organization [iChamps](#) to facilitate the School-Based Law Enforcement Training to each of the 8 judicial districts in Utah by September 2019. The approved training curriculum was developed with the assistance of iChamps, the Utah State Board of Education, Law Enforcement, and various stakeholders and community partners. Training sessions started in January 2019. The Utah DMC Coordinator assists iChamp facilitators by scheduling and reserving facilities to hold the training sessions, manages registration, outreaches to each school district about the training sessions, and provides follow up correspondence with participants (providing certificates of completion, a copy of the presentation, and other supplemental materials).



What is Covered in the Training:

- Overview of H.B. 460 Requirements (joint training of school resource officers and their school administrator and a contract in place)
- Roles of SRO & School Administrator
- System of Supports
- Juvenile Court Process
- Cultural Diversity
- Student Rights
- Adolescent Development
- Mental Disorders
- Crisis Response
- Governance Documents

Next year's efforts will focus on the sustainability of the training. As facilitators and the DMC Coordinator make contact and connections with school districts and law enforcement during the training sessions, they will be able to further involve them in the sustainability efforts, such as training of the trainers at the district level so that they will be equipped to train new administrators and school resource officers each year.

2. 2017 House Bill 239 Juvenile Justice Amendments

[House Bill 239](#) seeks to improve Utah's juvenile justice system by:

- Expanding and strengthening effective early intervention and diversion.
- Standardizing responses to reduce disparities based on race, ethnicity and geography.
- Reserving system resources for those youth who pose the highest risk to public safety.
- Aims to prevent youth from advancing further into the juvenile justice system by:
 - Offering greater opportunity for youth to receive a Non Judicial Adjustments and provides sliding fee scales.
 - Designed to reallocate resources currently being spent on out-of-home placement towards evidence-based programs for youth residing at home.

DMC Support Efforts for H.B. 239

In 2018, the DMC Subcommittee developed training guidelines with stakeholders as required by the reform for educators, law enforcement officers, probation staff, judges, Division of Juvenile Justice Services (JJS) staff, Division of Child and Family Services (DCFS) staff, and program providers to be trained on the following topics:

- Adolescent development
- Identifying and using local behavioral health resources
- Implicit bias
- Cultural competency
- Graduated responses
- Utah juvenile justice system data and outcomes
- Gangs

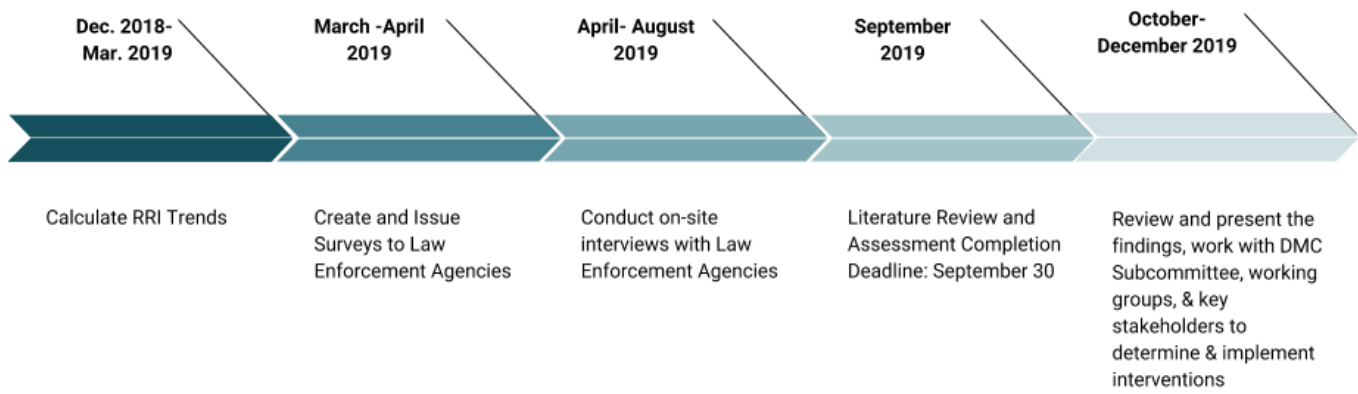
In addition, the following results in the [2018 H.B. 239 Annual Report](#) were reported:

- Referrals to the juvenile court continued to decline in FY18.
- Most youth referred to Juvenile Court in FY18 were at low risk to reoffend.
- Most referrals to the Juvenile Court were for misdemeanors.
- The number of youth served by Juvenile Justice Services (Utah's detention centers) placement continued to decline.

While it was noted that progress was made for all youth, such progress was not equalized for all racial and ethnic groups. As H.B. 239 continues to take effect, the DMC Coordinator will work with our state's Juvenile Research Consultant to take a closer look at how this bill impacts minority youth. Further analysis of the data and disproportionality occurring for minority youth, could lead to future DMC studies. Please refer to [H.B. 239 Summary and Information](#) for additional information concerning the bill.

Action Item 2: 2019 Community-Based Arrest and Referral Study

Arrest and Referral Study Timeline



Our State Advisory Group– the Utah Board of Juvenile Justice is currently funding one major study in FY18. This study was proposed in our [2018 DMC Statewide Strategic Plan](#) due to findings of disproportionality at the front end of the juvenile justice system with the arrest and referral points of contact. The Utah Board of Juvenile Justice has contracted with the Utah Criminal Justice Center (an affiliate of the University of Utah) to conduct a study looking at juvenile arrest and referrals taking place at the community-level outside of schools. We previously conducted a similar study looking at [arrest and referrals made in schools](#), which resulted in the passing of H.B. 460 as mentioned in the previous section.

UCJC will first calculate historical RRI trends for Arrest and Referrals from as early as 2007 to present in the following areas of Utah: Salt Lake City, West Valley, Ogden, Logan, and St. George. Once calculated, significant increases and decreases in the trends will be identified. From there, surveys will be created and sent to the local law enforcement agencies in each city to try to identify the causes of the increases or decreases. After surveys have been analyzed and reviewed, in-person interviews will be conducted to help determine what was happening during the time of significant increases or decreases in disproportionality. A literature review will also be conducted to examine best practices. The study is scheduled to conclude September 2019.

Once the results of the study are available they will be presented to the DMC Subcommittee and local working groups for review. Results will also be presented to the law enforcement agencies that were involved with the study along with other key stakeholders and community groups. The recommendations from the study will help guide our next steps at the state and/or local levels.

The Utah Board of Juvenile Justice recently approved for a separate arrest and referral study to be conducted in Utah County. A call for proposals was sent out in February, we plan to have a contract for the study in place by early April.

Action Item 3: Continuation of Support for the Utah DMC Subcommittee's Intervention Plan and Local Working Group Efforts

While we transition to the new reporting method for OJJDP, we continue to report on and provide support for the DMC efforts from the previous fiscal year's report as listed in this section. Progress has been recorded in addition to action steps for 2019.

| Utah DMC Subcommittee's 2018 Intervention Plan For Reduction | |
|---|---|
| 2018 DMC Activity | Progress & 2019 Action Items |
| 1. Collect RRI Data & convert data into narrative form. Responsible Members: DMC Coordinator and Data Analysis Working Group. | <p>Progress Update: FY17 data was collected, analyzed, and converted to narrative form. This effort will continue annually as new RRI become available.</p> <p>2019 Action Steps:</p> <ul style="list-style-type: none"> • Obtain FY18 data at nine points of contact in the juvenile justice system by March 2019. • Complete Relative Rate Index (RRI) analysis by early April 2019. • Prepare report on RRI analysis for the November 2019 Annual Meeting. |
| 2. Conduct further research to identify causes of disproportionate minority representation in Utah's juvenile justice system. Responsible Members: DMC Coordinator and DMC Subcommittee. | <p>Progress Update: The Utah Criminal Justice Center was contracted to conduct a Community-Based Arrest and Referral Study. Study is scheduled to be completed September 2019.</p> <p>2019 Action Steps: Refer to Action Item 2 on p. 13.</p> |
| 3. Monitor the entry of racial data in the CARE (Court Agencies' Records Exchange) system. The goal is to reach 90% reporting of racial data in the CARE system, reducing the number of "Cannot Determine" entries to less than 10%. Responsible Members: DMC Coordinator. | <p>Progress Update: For CARE data there were 16,744 original episodes (i.e., unique case numbers on a unique date) provided for DMC analyses. However, 334 cases were removed because the county of offense was listed as being outside of Utah or was "unknown." In order to comply with OJJDP guidelines, cases were included only when the youth was age 10 or older, but also younger than 18 on the date of intake(s). After the non-Utah cases had already been removed, the age restriction resulted in a reduction of 19 additional episodes under age 10 and 1096 aged 18 or older. This provided a final</p> |

| | |
|--|---|
| | <p>episode count of 15295 where 17,478 had race and ethnicity available for DMC analyses; which represents 96% of all cases. This translates to 4% of cases with missing racial data which is well within the DMC Subcommittee goal.</p> <p>2019 Action Items: Continue to monitor the entry of racial data in the CARE system for FY18 data is currently being collected and analyzed.</p> |
| <p>4. Gather data to determine the # of minority youth participating in Formula Grant projects. Responsible Members: DMC Coordinator.</p> | <p>Progress Update: UBJJ funded the Native Youth Program for 2018. Located in Cedar City, the program serves five bands of the Paiute Indian Tribe of Utah in Iron, Washington, Millard, and Sevier Counties. The program provides individual after-school and summer programming to youth ages 5-17. A total of 217 youth were served in 2018.</p> <p>2019 Action Steps: UBJJ will continue to monitor and evaluate the Native Youth Program.</p> |
| <p>6. Identify key players to address the lower the diversion rate for minority youth. Responsible Member(s): DMC Coordinator and Data Working Group.</p> | <p>Progress Update: Annual updates were provided to Juvenile Court Administrators, Trial Court Executive (TCE's), Chief Probation Officers (CPOs), and Board of Juvenile Judges. These are key stakeholders who have the greatest influence on policy, regulations, and procedures in the Utah Juvenile Court. With the implementation of H.B. 239, the FY18 report showed a decrease in court referrals, we anticipate that this decrease will impact diversion in FY18.</p> <p>2019 Action Steps:</p> <ul style="list-style-type: none"> • Analyze FY18 DMC data for the diversion point of contact by April 2019. • Update presentation with new data and identify diversion trends by July 2019. • Set up presentation dates and present by August 2019. 10 • Discuss and evaluate the new diversion RRI data, plan next steps to address diversion by November 2019. |
| <p>7. Work in collaboration with USBE to finish the SRO manual.</p> | <p>Progress Update: Activity completed.</p> <p>2019 Action Steps: See Action Item 1: Supporting Current Legislation on p 10.</p> |
| <p>8. The DMC Subcommittee will meet on a regular basis throughout the year.</p> | <p>Progress Update: The committee met a total of 5 times in 2018.</p> <p>2019 Action Steps: The committee met in January and will continue to meet in March, May,</p> |

| | |
|---|--|
| | July, September, and November 2019. |
| 9. Participate in the 2019 Legislative Review Responsible Member(s): DMC Subcommittee | Progress Update: The purpose of the Legislative Review meetings is to analyze and provide input on legislation that may impact minority youth. DMC subcommittee members along with our SAG's executive members meet every Monday during the 45-day legislative session. This year they reviewed a total of 315 bills, where 189 were focused on juvenile justice issues. 2020 Action Steps: In November the DMC Coordinator will reach out to subcommittee members to get volunteers to participate in the legislative review which meets every Monday from mid-January until the session concludes in early March. |

Support for Local DMC Working Groups: Salt Lake, Utah, and Weber Counties

In addition to continuing implementation of the DMC Subcommittee's action plan, we also support our three local level DMC working groups. Each group was formed to address DMC in each of the three counties with the largest minority youth populations: Salt Lake, Utah, and Weber. They meet monthly to discuss DMC initiatives at the local level. The DMC Coordinator works closely with each of the groups to help conduct the meetings each month and provide administrative support.

The current focus for the working groups this year is on the following:

- Recruit additional members (a number of members recently retire or leave their positions).
- Pursue opportunities for DMC outreach in schools, parent groups, and with educators. In March, the DMC Coordinator was able to present at the Utah National Association for Multicultural Education.
- Discuss and find ways to involve and outreach with more youth, particularly youth that have at one point come in contact with the juvenile justice system.
- Review the results and recommendations of the 2019 Arrest and Referral Study at the end of the year. Discuss interventions that can be put into place in their respective counties.

These discussions have been taking place at the beginning of 2019, and action steps will become more structured and developed as the work and conversations continue.

Action Item 4: Raising DMC Awareness

Stakeholder and Community Outreach

Informing and providing information to the community on the issue of DMC will be a continued part of our efforts. Listed are outreach steps that we plan to take. The DMC Coordinator will work with the DMC Subcommittee and working group members to implement these endeavours:

- Continue to update law enforcement agencies, juvenile court judges, and other juvenile justice stakeholders to inform them of the most up to date DMC data and information.
- Develop ways to provide this information to the community, with youth and parents as well as educators and solicit their involvement.
- Identify resources about the juvenile justice system and other types of resources that might be helpful for community, parents, and youth to be included with outreach materials.
- Seek new opportunities to present on DMC.

III. Conclusion

Reducing DMC

We anticipate that there will be some DMC reduction in our FY18 numbers largely due to legislative reforms from the House Bill 239 Juvenile Justice Amendments that became effective in 2017. As mentioned in the previous section, we have already seen reduction at the referral and detention points of contact for all youth. We will continue to monitor these changes and any potential unintended consequences that may occur that might affect other points of contact. The DMC subcommittee will closely monitor its impact on minority youth.

Upon completion of the Arrest and Referral Study in September 2019, the DMC Subcommittee and local level working groups will review the results of the study and will discuss and develop an action plan to implement recommendations from the study results. We anticipate that any efforts to reduce DMC will take place as early as 2020. As such, we anticipate that there will be a reduction of DMC at the points of arrest and referral specific to the 6 jurisdictions that participated in the study in the next two or more years once interventions are in place.

Suggested OJJDP Support

In order to help Utah DMC efforts be successful, we would like to see the following support from OJJDP:

- Increased funding for juvenile justice programs and support. Funding has greatly reduced over the years. In FFY02 we had a total of 43 programs, in FFY18 we only have 3 programs in place. Funding has continued to drop by over 88% from 2002. As such, we would like to be able to offer

more support programs that are prevention focused, such as youth advocacy and involvement, as well as outreach efforts that may involve public communication campaigning, and funding community events.

- To assist us with DMC training, we ask that a new technical manual be developed and utilized to provide state's with guidance on the new DMC reporting model. In addition to the manual, we would like to have a specific DMC point of contact that is knowledgeable and/or has done extensive research on DMC or other related fields that can provide us with expertise.
- Organize an annual stand alone DMC specific conference for states to attend and share their expertise as well as learn from each other to further establish and build relationships.
- We see a need for greater DMC advocacy at the national level. A coordinated effort between national, state, and local is needed to create a platform for a safe discussion and partnership to address this complex, sensitive phenomenon.
- Greater recognition at the national level could also be provided by national campaigning efforts that develops information about DMC on the national level. This will in turn, help support our efforts on the state level to be used along with our own communication efforts, creating a stronger platform for DMC to be recognized and addressed by key stakeholders and the public.

Safeguards

Utah's DMC Action Plan is data-driven, and uses evidence-based, best-practices approaches that incorporate adolescent brain development to establish appropriate interventions. Any action taken to reduce DMC, requires careful planning and consultation with our various subcommittee's and working groups. Where there are gaps in these groups, we solicit subject matter experts to weigh in and provide advice and recommendations. Collaboration and communication is at the forefront of our efforts in order to build trust with stakeholders to begin addressing DMC. In accordance with the Utah juvenile justice system philosophy, the DMC Subcommittee utilizes the Restorative and Balanced Approach to ensure public safety, youth accountability, and empower competency building.

The new laws further support the Restorative and Balanced Approach to juvenile justice and all stakeholders are either incorporating it in their daily practice or in the process of doing so.

Closing Remarks

This concludes our annual 2019 Utah DMC Compliance Plan. We look forward to implementing this plan for the remainder of the year with the support from OJJDP, our stakeholders, volunteers, and various partnerships. It takes everyone to be able to address DMC, and we invite and encourage continued and new partnerships to help us with this work. If you are interested in becoming involved with our efforts, please contact our DMC Coordinator, Laneta Fitisemanu, at LFitisemanu@utah.gov.

