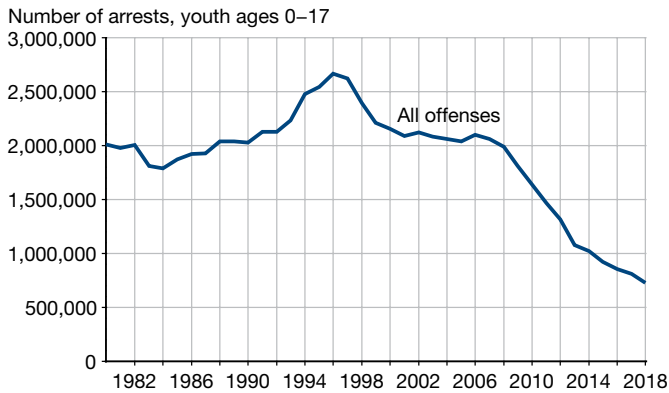


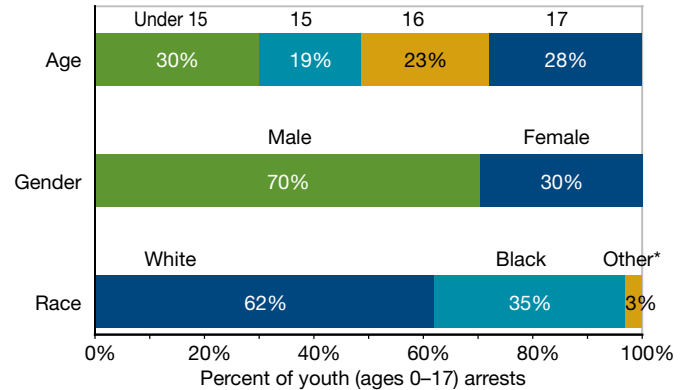
Arrests of Juveniles in 2018 Reached the Lowest Level in Nearly 4 Decades

Estimates based on data from the FBI's Uniform Crime Reporting Program highlight trends in juvenile arrests

The number of juvenile arrests fell continuously since 2006 and reached a historic low in 2018

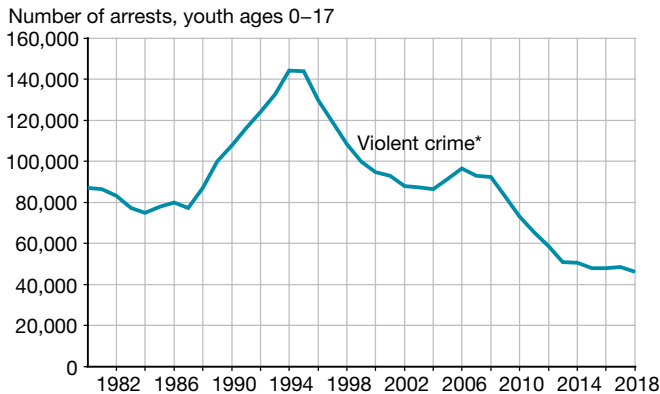


Males and white youth accounted for the majority of juvenile arrests in 2018



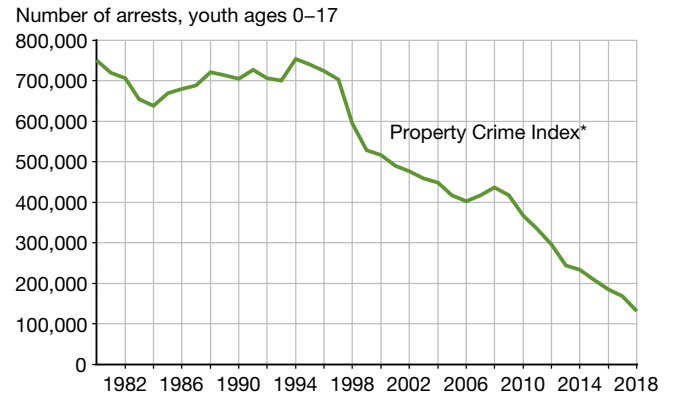
* Other race includes American Indian/Alaskan Natives, Asian/Pacific Islanders, and youth of unknown race.

Following a 5% decline in the last year, the number of juvenile arrests for violent crime offenses reached a new low in 2018



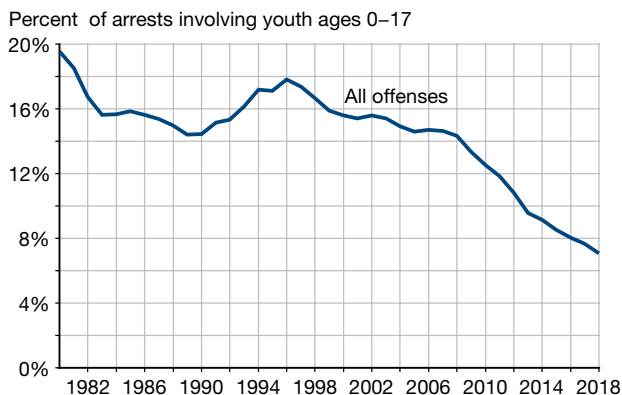
* Violent crime offenses include murder, robbery, and aggravated assault.

With few exceptions, juvenile arrests for Property Crime Index offenses declined annually since the mid-1990s



* Property Crime Index offenses include burglary, larceny-theft, motor vehicle theft, and arson.

The decline in arrests since 1996 was greater for juveniles than adults; as a result, juveniles accounted for 7% of arrests in 2018



Statistical Briefing Book ojjdp.gov/ojstatbb

Access more information on juvenile arrests in the "Law Enforcement & Juvenile Crime" section of the Statistical Briefing Book

- Review FAQs about juvenile arrests
- Create custom annual and trend displays detailed by offense, age, and gender, or offense, race, and age in the "Customizable Arrest Tables" section

Notes: This publication was prepared by Charles Puzanchera, National Center for Juvenile Justice, with funds provided by OJJDP through grant #2016-JF-FX-K001. December 2019.

Data source: Analysis of Federal Bureau of Investigation arrest data from the Bureau of Justice Statistics (data years 1980-2014) and the National Center for Juvenile Justice (data years 2015-2018).