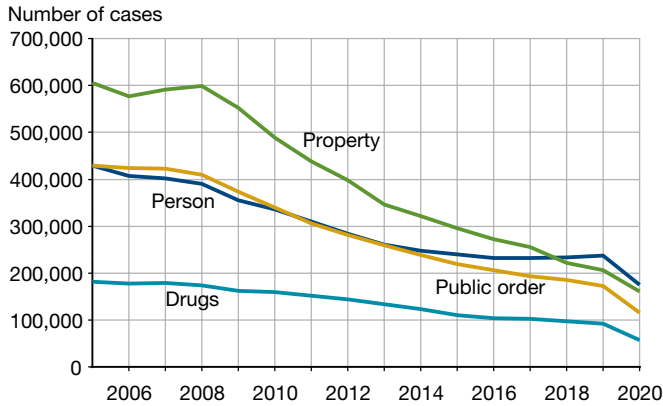


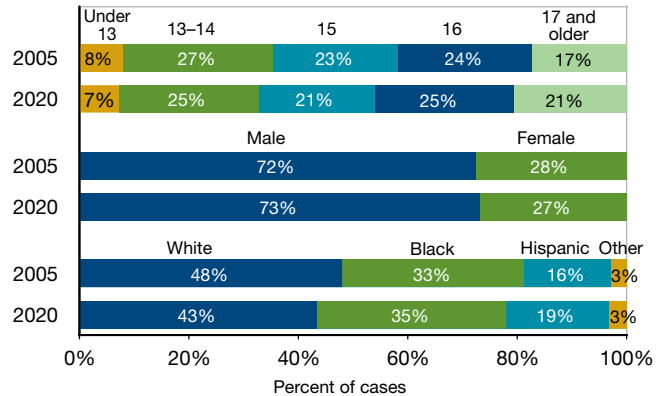
Trends and Characteristics of Delinquency Cases Handled in Juvenile Court, 2020

OJJDP's National Juvenile Court Data Archive documents workloads of the nation's juvenile courts

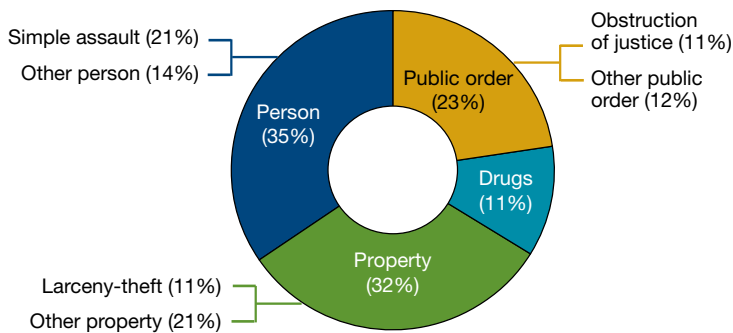
Caseloads for all delinquency offense categories in 2020 were at their lowest level since 2005



Compared with 2005, the 2020 delinquency caseload included a smaller proportion of white youth

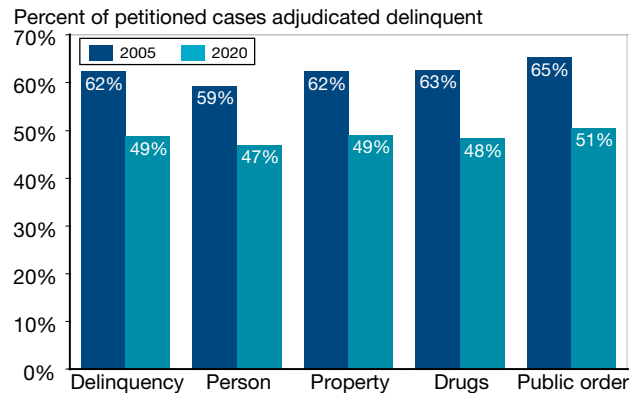


Person offense cases accounted for the greatest proportion (35%) of the delinquency caseload in 2020

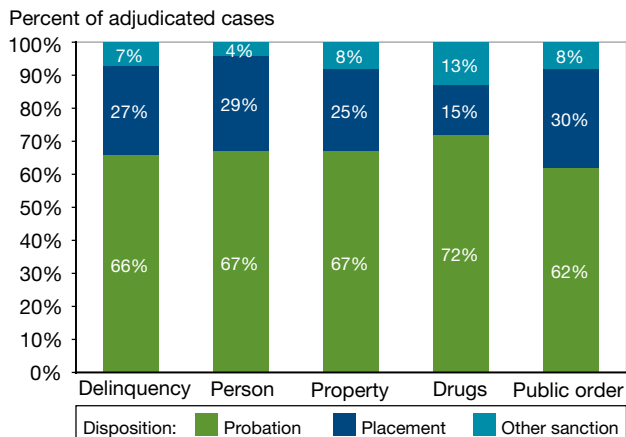


Note: Detail may not total 100% due to rounding.

Across offenses, the likelihood of adjudication was less in 2020 than in 2005



In 2020, two-thirds of adjudicated delinquency cases received a disposition of probation



Statistical Briefing Book ojjdp.gov/ojstatbb

Access more information on juvenile court cases

- Review delinquency and status offense case FAQs
- Analyze data with Easy Access to Juvenile Court Statistics
- Read the latest *Juvenile Court Statistics* report

Notes: This publication was prepared by Sarah Hockenberry, National Center for Juvenile Justice. It was supported by grant number 15PNJ-21-GG-03202-TITL, funded by the National Institute of Justice with support from OJJDP. June 2023.

It is important to note that 2020 was the onset of the COVID-19 pandemic, which may have impacted policies, procedures, and data collection activities regarding referrals to and processing of youth by juvenile courts. Additionally, stay-at-home orders and school closures likely impacted the volume and type of law-violating behavior by youth referred to juvenile court in 2020.

Data source: National Center for Juvenile Justice. *National Juvenile Court Data Archive: Juvenile Court Case Records 2005-2020*.