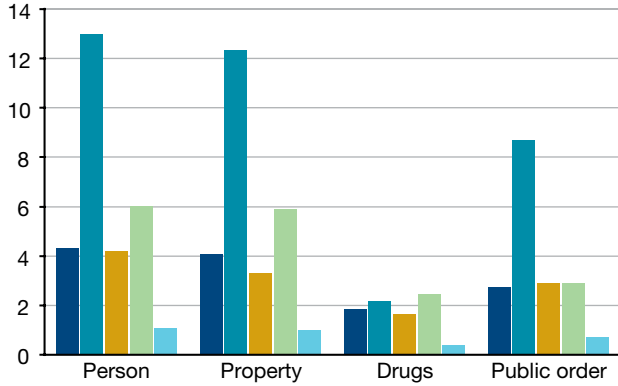


# Racial and Ethnic Disparities in the Processing of Delinquency Cases, 2020

Data from OJJDP's National Juvenile Court Data Archive can be used to assess variations in case processing

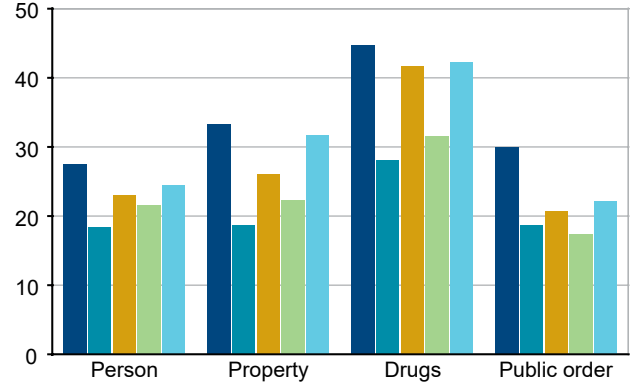
Except for drug cases, referral rates for cases involving Black youth exceeded the rates for all other groups

Cases referred per 1,000 youth (age 10 to upper age), 2020



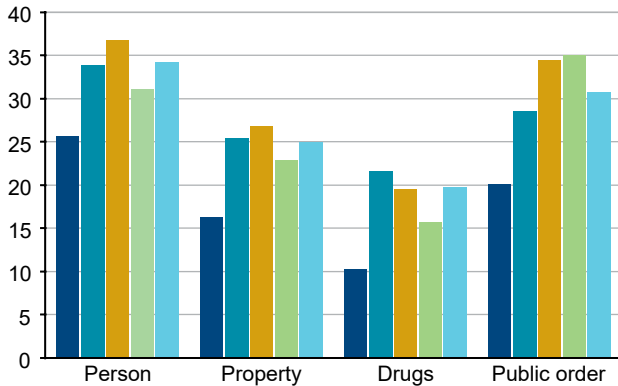
Across offenses, cases involving white youth were most likely to be diverted

Cases diverted per 100 cases referred, 2020



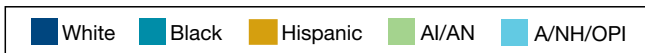
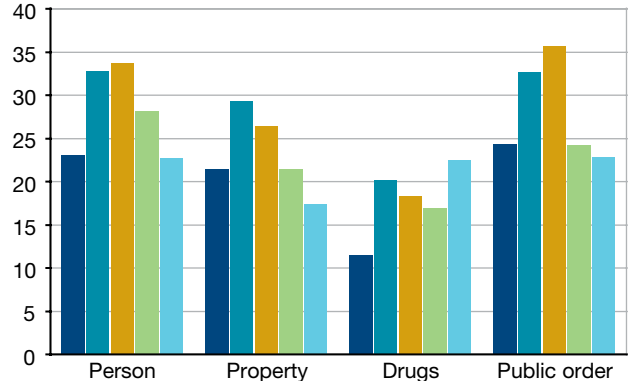
Regardless of offense, cases involving youth of color were more likely to involve detention than cases involving white youth

Cases detained per 100 cases referred, 2020



Across offenses, cases involving white youth were less likely to result in placement than cases involving Black or Hispanic youth

Cases placed per 100 cases adjudicated, 2020



AI/AN: American Indian/Alaska Native; A/NH/OPI: Asian/Native Hawaiian/Other Pacific Islander



## Statistical Briefing Book [ojjdp.gov/ojstatbb](http://ojjdp.gov/ojstatbb)

Access more information on juvenile court cases

- National R/ED Databook
- Easy Access to Juvenile Court Statistics
- View FAQs about racial and ethnic fairness

**Notes:** This publication was prepared by Charles Puzzanchera and Marly Zeigler, National Center for Juvenile Justice, under cooperative agreement #2019-JX-FX-K001 awarded by the National Institute of Justice with funding support from OJJDP. July 2023.

It is important to note that 2020 was the onset of the COVID-19 pandemic, which may have impacted policies, procedures, and data collection activities regarding referrals to and processing of youth by juvenile courts. Additionally, stay-at-home orders and school closures likely impacted the volume and type of law-violating behavior by youth referred to juvenile court in 2020.

**Data source:** National Center for Juvenile Justice. *National Juvenile Court Data Archive: Juvenile Court Case Records 2005-2020.*