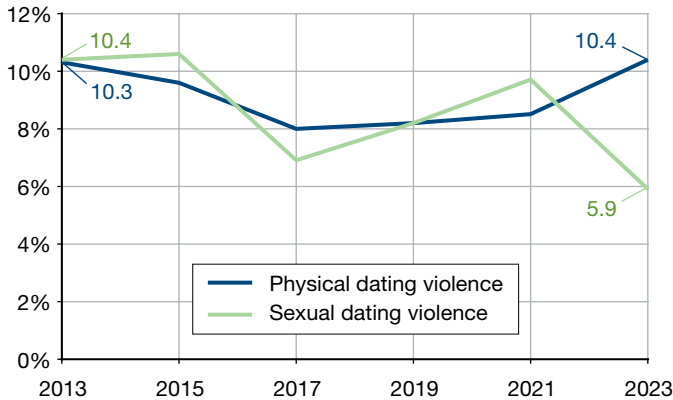


Dating Violence Reported by High School Students, 2023

Data from the CDC's Youth Risk Behavior Survey documents dating violence victimization reported by high school students

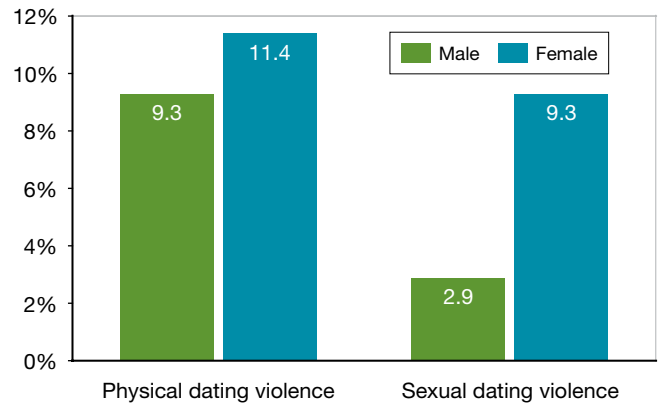
Sexual dating violence was significantly lower in 2023 than in 2013; physical dating violence remained unchanged

Percentage of high school students reporting victimization in the past 12 months



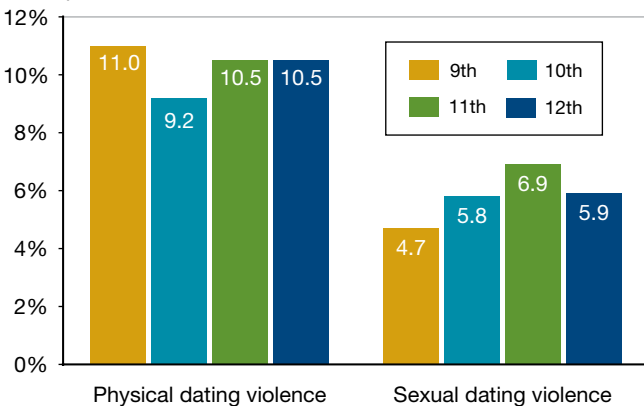
Female high school students were more likely to report sexual dating violence victimization than their male peers

Percentage of high school students reporting victimization in the past 12 months, 2023



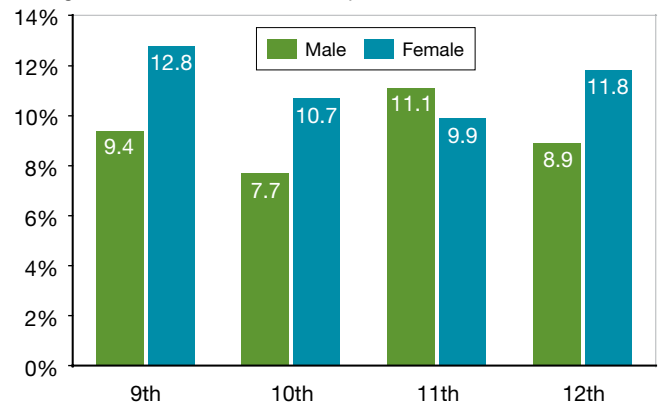
The prevalence of physical and sexual dating violence was not significantly different across grades

Percentage of high school students reporting victimization in the past 12 months, 2023



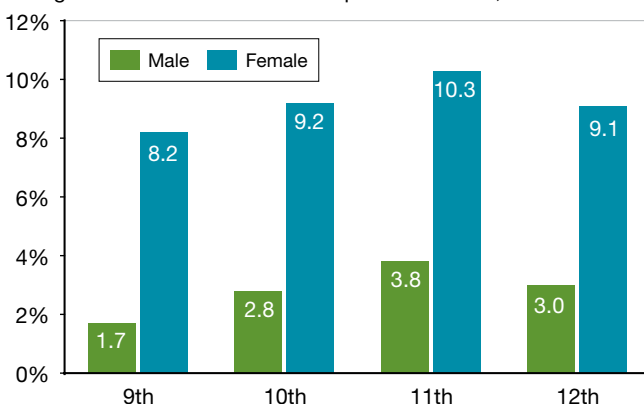
Regardless of grade, male and female students were equally likely to report physical dating violence

Percentage of high school students reporting physical dating violence victimization in the past 12 months, 2023



Across grades, females were more likely to report sexual dating violence victimization than their male peers

Percentage of high school students reporting sexual dating violence victimization in the past 12 months, 2023



Notes: In this publication, reported comparisons indicate a statistically significant difference. No other differences are statistically significant.

Physical dating violence is defined in the Youth Risk Behavior Survey as being physically hurt on purpose (such as being hit, slammed into something, or injured with an object or weapon) by someone they were dating or going out with in the 12 months prior to the survey.

Sexual dating violence is defined in the survey as being forced to do sexual acts (such as kissing, touching, or being physically forced to have sexual intercourse) that they did not want to, by someone they were dating or going out with in the 12 months prior to the survey.

Author: This publication was prepared by Marly Zeigler and Charles Puzzanchera, National Center for Juvenile Justice, under cooperative agreement #15PNJ-22-GK-01121-TITL awarded by the National Institute of Justice with funding support from OJJDP. February 2025.

Data source: Adapted from the Centers for Disease Control and Prevention (CDC). *1991-2023 High School Youth Risk Behavior Survey Data*. Available at <http://yrbs-explorer.services.cdc.gov/>. Accessed on 12/3/2024.