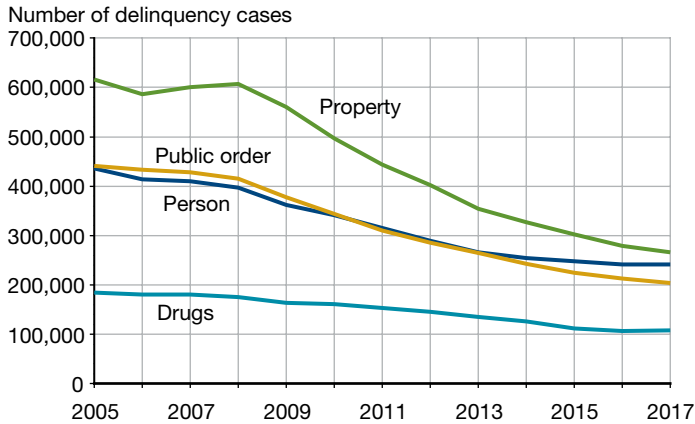


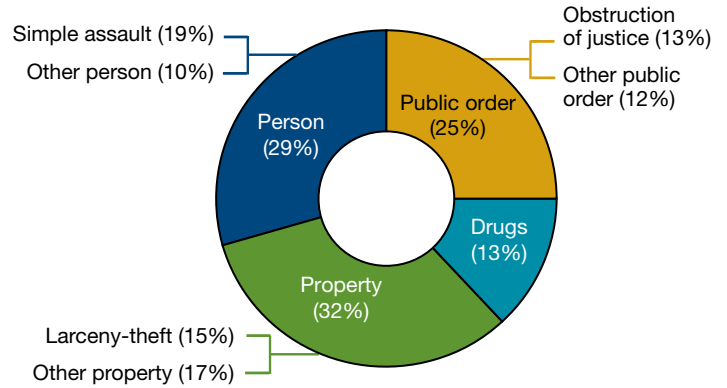
Characteristics of delinquency cases handled in juvenile court in 2017

OJJDP's National Juvenile Court Data Archive documents the workloads of the nation's juvenile courts

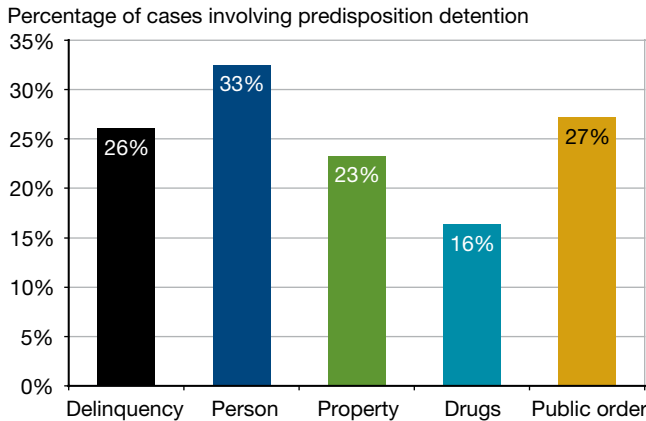
Delinquency caseloads in 2017 for all offense categories were at or near their lowest level since at least 2005



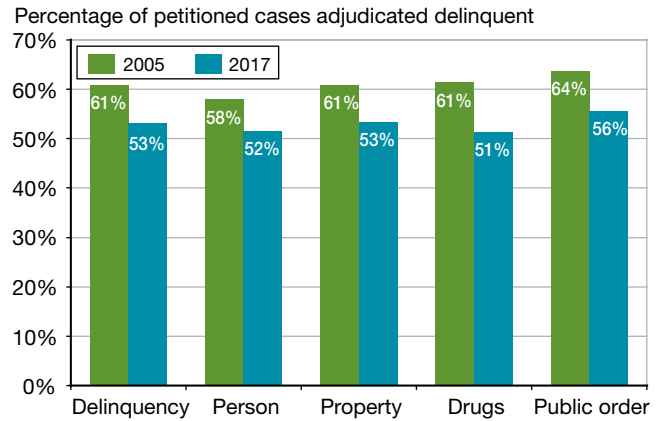
Property offense cases accounted for the greatest proportion (32%) of the delinquency caseload in 2017



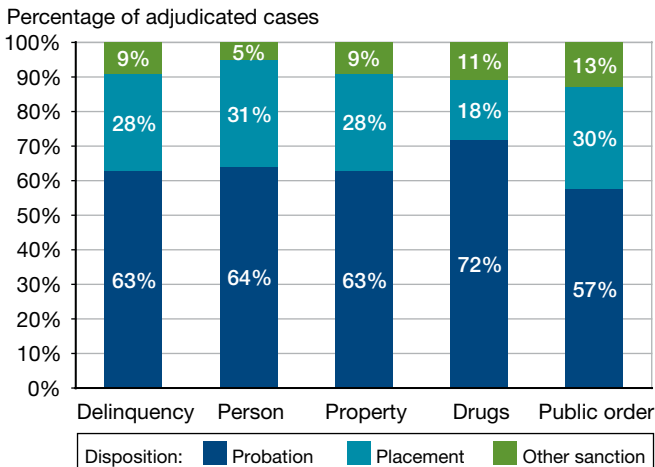
In 2017, 26% of delinquency cases involved predisposition detention, but the likelihood varied by offense



Across offenses, cases were less likely to result in a delinquency adjudication in 2017 than in 2005



Regardless of offense in 2017, probation was the most common sanction for adjudicated delinquency cases



Statistical Briefing Book ojjdp.gov/ojstatbb

Access more information on juvenile court cases

- Review delinquency and status offense case FAQs
- Analyze data with Easy Access to Juvenile Court Statistics
- Read the latest *Juvenile Court Statistics* report

Notes: This publication was prepared by Charles Puzanchera and Sarah Hockenberry, National Center for Juvenile Justice, with funds provided by OJJDP through grant #2018-JX-FX-0002. May 2019.

Data source: National Center for Juvenile Justice. *National Juvenile Court Data Archive: Juvenile Court Case Records 2005–2017* [machine-readable data file].