



Office of Juvenile Justice
and Delinquency Prevention

VIOLENCE PREVENTION

PERFORMANCE REPORT

July-December 2020

Publication date: Fall 2022

WORKING FOR YOUTH JUSTICE AND SAFETY

VISION STATEMENT

OJJDP envisions a nation where our children are free from crime and violence. If they come into contact with the justice system, the contact should be rare, fair, and beneficial to them.

MISSION STATEMENT

OJJDP provides national leadership, coordination, and resources to prevent and respond to youth delinquency and victimization. The Office helps states, localities, and tribes develop effective and equitable juvenile justice systems that create safer communities and empower youth to lead productive lives.

This report was produced by Booz Allen Hamilton under contract number DJO-BJA-16-S-0272, awarded by the Office of Juvenile Justice and Delinquency Prevention (OJJDP), U.S. Department of Justice. The opinions, findings, and conclusions or recommendations expressed in this report are those of the contributors and do not necessarily represent the official position or policies of the U.S. Department of Justice. The accuracy of the data in this document is dependent on the precision of grantee data entry. All information included reflects self-reported data provided by OJJDP grantees.

Data during the July-December 2020 activity period was impacted by the Covid-19 global pandemic. Grantees and service providers experienced a disruption to services, which raised obstacles for service delivery and data collection. The following data reflects services adapted to and provided during the Covid-19 pandemic.

It is important to note that accurate data rely on correct data tracking and entry by the grantees and those agencies reporting to grantees, as such the data and analysis findings provided reflect the information as reported. The Office of Justice Programs makes no representations as to the accuracy or completeness of the data presented, nor does it make any inferences as to the effectiveness of grant funded programs and the associated outcomes.

INTRODUCTION

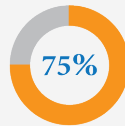
The Violence Prevention program, administered by the Office of Juvenile Justice and Delinquency Prevention (OJJDP), funds initiatives that promote the healthy youth and family’s development, prevent and reduce violence and victimization, and improve community capacity to address all forms of violence and the impact of trauma. OJJDP’s Violence Prevention program supports the creation of cross-sector community-based collaborations and the development of comprehensive data-driven strategies and prevention and intervention efforts. Collaborations engage a broad spectrum of local leaders, including educators, youth-serving practitioners, decisionmakers, public systems leaders, as well as families and youth.

OJJDP requires grantees to report on performance measures to demonstrate whether the Violence Prevention program achieved its goals and to improve program and policy decisions. This report presents the Violence Prevention program activities occurring between July and December 2020 and highlights grantee results achieved with OJJDP funding.

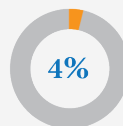
Highlights

12,536
NUMBER OF
YOUTH SERVED

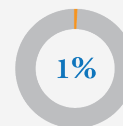
Demonstrated
Positive Behavior
Change



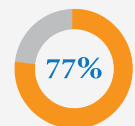
Youth
Offending
(Short-Term)¹



Youth
Reoffending
(Short-Term)



Awards Implementing
Evidence-Based
Programs or Practices



OVERVIEW OF AWARD INFORMATION

Between July–December 2020 OJJDP’s Violence Prevention program funded 40 awards, of which 34 (85 percent) completed their reporting requirements (figure 1). Thirty-five awards were operational (or provided services during the activity period) and reported performance data on their grant activities. The total amount of funding made to the 35 operational awards approached \$21 million².

Figure 1. Award Details



¹ Short-term includes youth tracked for the behavior of interest who received services during the activity period or youth who exited the program during the activity period.

² The funding amount represents the total amount awarded by OJJDP to those grantees that were operational during the activity period and does not account for the amount of funding spent during the activity period.

PROGRAM ACTIVITY AREAS

OJJDP funded Violence Prevention program awards can be grouped into three categories: prevention, intervention, and system improvement. Prevention activities provide direct services to youth who have not yet become involved in violence. Intervention activities focus on providing direct services to youth to remediate existing delinquent behavior and alter the course of youth who are at risk of becoming further involved in the juvenile justice system. System improvement activities work to enhance or improve existing juvenile justice system approaches and services intended to prevent violence and victimization in communities.

During the July–December 2020 activity period, 24 awards engaged in prevention activities, 23 awards engaged in intervention activities, and 15 awards engaged in system improvement activities. Twelve awards engaged in a combination of these types of activities (figure 2).

Figure 2. Types of Activities Reported by Grantees



EVIDENCE-BASED PROGRAMS

OJJDP encourages grantees to use evidence-based programs and practices. Evidence-based programs and practices include program models shown, through rigorous evaluation and replication, to effectively prevent or reduce juvenile delinquency or related risk factors. Violence Prevention grantees utilize evidence-based programs and practices (i.e. OJJDP’s Comprehensive Gang Model) to address the risks and impact of community violence on youth. Additionally, Violence Prevention grantees use evidence-based programs and practices to promote positive development and well-being for youth exposed to violence. During the July–December 2020 activity period, 77 percent of Violence Prevention awards used federal funds to implement one or more evidence-based programs or practices.

YOUTH SERVED

During the July–December 2020 activity period, Violence Prevention grantees served a total of 12,536 youth. Thirty-nine percent ($n = 4,892$) of the youth received Violence Prevention services for the first time, and 61 percent ($n = 7,644$) were carried over from the previous reporting period.

4,892
Youth Receiving
Services for the First Time

PROGRAM YOUTH OFFENDING

Violence Prevention grantees monitored 4,785 youth during the July-December 2020 activity period, of which only 4.2 percent were arrested or appeared in juvenile court for a delinquent offense in the short-term (figure 3). Even fewer program youth had a gun-related offense, with less than one percent (0.6%) arrested for a violent or nonviolent gun-related offense.

Figure 3. Short-term Offending Data

4.2% of Program Youth Tracked **OFFENDED**

201/4,785

0.6% of Program Youth Tracked **OFFENDED**
with a Gun-related Offense

27/4,450

PROGRAM YOUTH RECIDIVISM

Grantees monitor program youth for subsequent offenses during and following their involvement in grantees' Violence Prevention program. During the July–December 2020 activity period, grantees monitored 4,306 program youth, of which 1 percent reoffended (figure 4). Most youth who reoffended did not use a gun, as less than 1 percent (0.19%) of program youth were arrested for a gun-related offense.

Figure 4. Short-term Reoffending Data

0.6% of Program Youth Tracked **REOFFENDED**

24/4,351

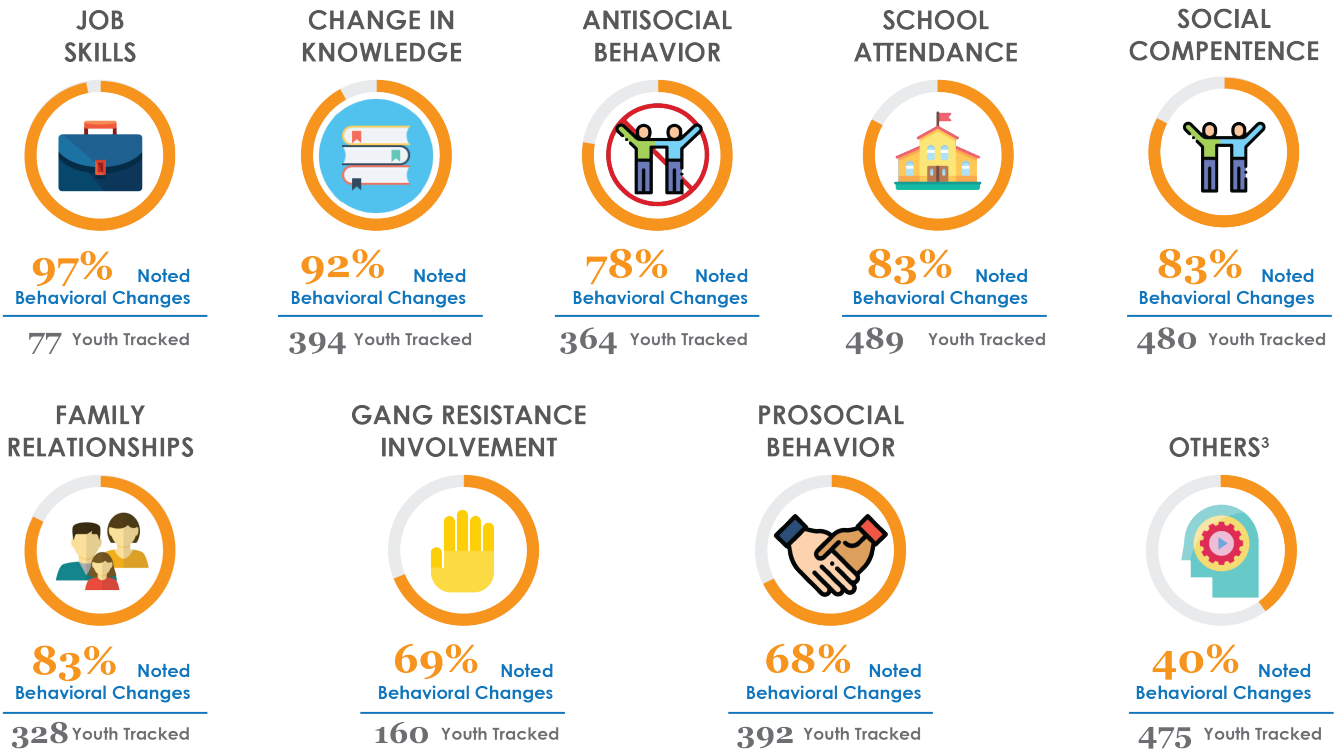
0.19% of Program Youth Tracked **REOFFENDED**
with a Gun-related Offense

8/4,295

TARGET BEHAVIORS

One of the goals of OJJDP's Violence Prevention program is to promote positive youth outcomes, such as improved academic performance and reduce negative outcomes, such as substance use and gang participation. To measure the impact of grantees' Violence Prevention programs on the lives of enrolled youth, grantees report on behavior changes in several targeted areas (e.g., social competence, job skills, family relationships and community involvement). During the July–December 2020 activity period, grantees observed the largest short-term improvement among youth receiving services in job skills with 97 percent of youth demonstrating a positive change (figure 5). Overall, in the short term, 75 percent of program youth showed improvement in a targeted behavior.

Figure 5. Outcome Percentages for the Specified Target Behaviors



SYSTEM IMPROVEMENT

System improvement activities promote systems and policy enhancements by addressing youth violence at state and local levels. Activities include stakeholder collaborations, policy and procedure changes, media coverage, and training events. A total of 94 new stakeholders joined grantees in violence prevention efforts, including government agencies, community groups, and nonprofit organizations, resulting in the development of 26 new memoranda of understanding, and 22 policies created, amended, or rescinded (figure 6). Approximately 17 individuals received training on topics such as risk, resiliency, and protective factors; trauma and its impact on children, youth, and families; adolescent development principles and how to apply them; and strategies for violence prevention. Of the training participants sharing post-training feedback, 97 percent reported increased knowledge or skills ($n = 631$).

Figure 6. Performance Indicators for System Improvement Activities



³ Other includes substance use, grade point average, GED, high school completion, employment status, gun-related behavior change, community involvement, and occupational skills training.

CONCLUSION

OJJDP's Violence Prevention program funds grantee initiatives and activities to address the risks and impact of community violence on youth, including gang suppression, prevention, and intervention. Violence Prevention grantees encourage positive youth development and well-being for youth who are exposed to or perpetrated violence. As a response to the impact of violence on the lives of children and youth, OJJDP continues to provide funding to support the development of community efforts to form partnerships with law enforcement, mental health, child welfare, and other youth-serving agencies.

Through OJJDP's support of prevention and intervention services, community partnerships, and training opportunities, Violence Prevention grantees impact the lives of gang-involved youth and those at risk for exposure to violence. During the July–December 2020 activity period, 35 Violence Prevention awards increased their outreach, serving a total of 12,536 youth, with 39 percent of program youth receiving services for the first time. Overall, 75 percent of program youth demonstrated the desired change in the targeted behavior in the short term, with job skills, family relationships, and change in knowledge showing the greatest improvements. Violence Prevention grantees helped prevent approximately 96 percent of program youth from offending during the activity period and 99 percent of youth from reoffending. System improvement activities implemented by Violence Prevention grantees also reached 642 individuals through trainings, resulting in 97 percent of participants self-reporting improved knowledge or skills. In addition, 99 new stakeholders joined grantees in their Violence Prevention activities and initiatives to prevent and reduce violence in the community.