



Office of Juvenile Justice
and Delinquency Prevention

JUVENILE MENTORING

PERFORMANCE REPORT

July-December 2021

WORKING FOR YOUTH JUSTICE AND SAFETY

VISION STATEMENT

OJJDP envisions a nation where our children are free from crime and violence. If they come into contact with the justice system, the contact should be rare, fair, and beneficial to them.

MISSION STATEMENT

OJJDP provides national leadership, coordination, and resources to prevent and respond to youth delinquency and victimization. The Office helps states, localities, and tribes develop effective and equitable juvenile justice systems that create safer communities and empower youth to lead productive lives.

This report was produced by Arc Aspicio under contract number 15PJDP24F00000001, awarded by the Office of Juvenile Justice and Delinquency Prevention (OJJDP), U.S. Department of Justice. It is important to note that accurate data rely on correct data tracking and entry by the grantees and those agencies reporting to grantees, as such the data and analysis findings provided reflect the information as reported. These analytical findings make no claims of causation or demonstrate evidence of program effectiveness, and, as with all performance data, readers must use caution when interpreting the results, as factors other than the program may have contributed to the performance outcomes reported.

Data during the July to December 2021 activity period was impacted by the Covid-19 global pandemic. Grantees and service providers experienced a disruption to services, which raised obstacles for service delivery and data collection. The following data reflect services adapted to and provided during the Covid-19 pandemic.

INTRODUCTION

The Juvenile Mentoring program, administered by the Office of Juvenile Justice and Delinquency Prevention (OJJDP), strengthens the capacity of national, regional, and local nonprofit organizations to expand their youth mentoring services. Mentoring services support a match between a mentor and one or more youth and include direct one-on-one, group, peer, or a combination of mentoring types. Mentoring promotes positive behaviors, attitudes, and outcomes for youth and reduces risk factors associated with delinquency, such as poor school performance and substance use.

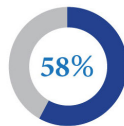
OJJDP requires grantees to report on performance measures to demonstrate whether the Juvenile Mentoring program achieved its goals and to improve program and policy decisions. This report presents Juvenile Mentoring program activities occurring between July and December 2021 and highlights grantee results achieved with OJJDP funding.

Highlights

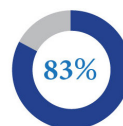
42,993

Number of youth served

Demonstrated short-term¹ positive behavior change



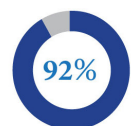
Matched with a mentor



Youth offending



Grantees/subgrantees implemented an evidence-based program



OVERVIEW OF AWARD INFORMATION

During the July-December 2021 activity period, the OJJDP’s Juvenile Mentoring program grantees managed 79 total federal awards, and successfully completed 61 performance reports for this activity period, a compliance rate of 77 percent (Figure 1). Overall, 57 awards were operational during the activity period. Additionally, 282 active subgrantees completed performance reports for the activity period. In total, operational awards submitting performance measure data represents over \$84 million in federal funding.²

Figure 1. Award Details



¹ Short-term includes youth tracked for the behavior of interest who received services during the activity period or youth who exited during the activity period.

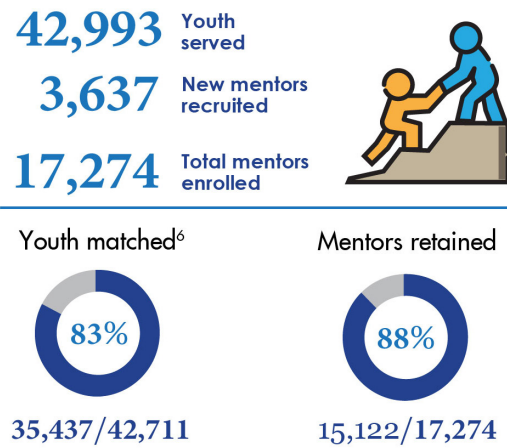
² Funding amounts represent total funding for the life of the awards and does not represent actual grantee spending during the activity period.

³ Total funding: \$84,329,948

YOUTH MATCHED WITH A MENTOR

A Juvenile Mentoring program goal is to increase the number of youth in a mentoring relationship. During the July-December 2021 activity period, grantees served a total of 42,993 youth, enrolling 18,045 new youth (Figure 2). Additionally, grantees recruited 3,637 new mentors for a total of 17,274 mentors enrolled. Recruitment efforts resulted in grantees successfully matching 83 percent of enrolled youth with a mentor during the activity period. Grantees achieved high mentor retention, with 88 percent of mentors continuing as a mentor at the end of the activity period.

Figure 2. Mentor Recruitment and Youth Matched



EVIDENCE-BASED PROGRAMS

OJJDP supports evidence-based practices and programs, which effectively reduce delinquency and improve youth outcomes. Effective mentoring programs follow recruitment, screening, training, matching, monitoring, and support services standards. During the July-December 2021 activity period, 92 percent of Juvenile Mentoring awards implemented evidence-based programs (n = 311), serving 97 percent of youth with an evidence-based program (n = 41,909).

TARGET BEHAVIORS


Grantees report on youth behavior changes in targeted areas (i.e., family relationships, school attendance). During the July-December 2021 activity period, grantees observed the largest improvement among youth for antisocial behavior with 82 percent demonstrating a short-term positive change (Figure 3). In the short-term overall 58 percent of youth showed improvements in a targeted behavior.

⁴ Youth served includes youth receiving any type of service by a grantee or subgrantee (e.g., mentoring, group activities, case management), youth matched with a mentor, and youth waiting for a mentor.

⁵ National Mentoring Resource Center. *Elements of Effective Practice for Mentoring, Fourth Edition*. (September 2015). <https://www.mentoring.org/program-resources/elements-of-effective-practice-for-mentoring>

⁶ Short-term includes youth tracked for the behavior of interest who received services during the activity period or youth who exited the program during the activity period.


Figure 3. Short-term Outcome Percentages for the Specified Target Behaviors



YOUTH PROGRAM SUCCESS

Mentoring programs define the specific expectations for their program’s mentoring relationships and program completion requirements. Healthy and successful mentoring relationships meet consistently and frequently. During July-December 2021, 23,129 mentoring relationships met the intended minimum match length and 6,913 exceeded the minimum match length, while 21,088 mentors met for the minimum monthly hours and 5,107 exceeded the minimum monthly hours. Youth who fulfilled program requirements exited successfully, while those who failed to complete the requirements, such as those expelled or who voluntarily left, exited the program unsuccessfully. Of the 4,300 youth who exited a mentoring program during the activity period, grantees reported 77 percent successfully exited (Figure 4).

Figure 4. Percent of Youth Exiting Successfully



YOUTH DELINQUENCY

To track their program’s success at reducing delinquency and improving outcomes for participants, grantees monitor youth for offenses and recidivism during and following a youth’s involvement in a mentoring program. Grantees monitored 27,044 program youth during the July-December 2021 activity period, of which less than 1 percent had an arrest or delinquent offense in the short-term (Figure 5). Recidivism rates were also low, with less than 1 percent of program youth tracked during the activity period reoffending in the short-term (Figure 5).

Figure 5. Short-term Youth Delinquency Outcomes



⁷ Other includes family relationships, occupational skills training, GED, GPA, substance use, social competence, and school attendance.

⁸ The mentoring program environment determines the length of a match and the number of hours per month (e.g., school-based mentoring programs may meet 1 hour a week for the 9-month academic-year, or one-on-one mentoring matches may meet for 2–4 hours a month for 1 year).

YOUTH VICTIMIZATION

Violent victimization, childhood exposure to violence, and child maltreatment are risk factors that increase a youth's likelihood of engaging in delinquency or other negative behaviors. Positive mentoring relationships can build protective factors to counter the risks of childhood and youth victimization. Mentoring grantees reported that 1 percent of the 7,657 program youth tracked during the activity period were victimized (Figure 6), with the majority experiencing non-violent victimization. Of youth previously identified as a victim, 5 percent experienced re-victimization during the activity period (Figure 6).

Figure 6. Short-term Victimization Outcomes

1%

of program youth tracked
VICTIMIZED

91/7,657

5%

of program youth tracked
REVICTIMIZED

106/2,070

VICTIMS OF HUMAN TRAFFICKING

OJJDP funds the Specialized Services and Mentoring for Child and Youth Victims of Sex Trafficking Initiative to increase the availability of mentoring opportunities and support services for children and youth identified as victims of human trafficking. Under this mentoring initiative, during the activity period, grantees identified 69 program youth as victims of sex trafficking (Figure 7), of whom 15 youth were identified as new victims of sex trafficking. Additionally, grantees provided services to victims of human trafficking, including 99 youth receiving case management, 103 youth receiving mentoring services, and 523 youth receiving health care, life skills, coaching, housing, basic needs, and other services.

To facilitate outreach efforts and develop communities' capacities to serve youth trafficking victims, grantees held 58 training events on human trafficking (Figure 7) during the activity period.

Figure 7. Youth Trafficking Victims



⁹ U.S. Department of Justice, Office of Justice Programs, Office of Juvenile Justice and Delinquency Prevention. (December 2015). Risk Factors for Delinquency. https://ojjdp.ojp.gov/model-programs-guide/literature-reviews/risk_factors_for_delinquency.pdf

¹⁰ U.S. Department of Justice, Office of Justice Programs, Office of Juvenile Justice and Delinquency Prevention. (February 2011). Mentoring. <https://ojjdp.ojp.gov/sites/g/files/xyckuh176/files/media/document/mentoring.pdf>

CONCLUSION

Through the Juvenile Mentoring program, OJJDP provides national leadership to strengthen and expand the delivery of high-quality mentoring opportunities to a diverse population of youth at risk of victimization or involvement in the juvenile justice system. During the July-December 2021 activity period, OJJDP-funded Juvenile Mentoring awards served 42,993 youth. Grantees recruited 3,637 new mentors, matching 83 percent of program youth with a mentor during the activity period, with 88 percent of mentors remaining with the program at the end of the activity period. Overall, 58 percent of program youth showed a behavioral improvement, including improvements in antisocial behavior, perception of social support, gang resistance, community involvement, and prosocial behavior. Grantees especially succeeded at preventing delinquency during this activity period, with over 99 percent of youth served not offending or reoffending. Additionally, grantees identified 69 program youth as victims of sex trafficking, providing mentoring and other support services to youth trafficking victims during the activity period. These results support the research and demonstrate the positive impact of mentoring programs in strengthening youth's protective factors and reducing risk factors associated with juvenile justice system involvement and victimization.¹¹

¹¹ National Institute of Justice. Mentoring. www.crimesolutions.gov/TopicDetails.aspx?ID=290