



OJJDP Performance Measurement

Second Chance Act (SCA) Reentry

Performance Measures Training

May 1, 2018

Adam Kirkman

OJJDP Contractor

Adam.Kirkman@ojp.usdoj.gov


DJO-BJA-16-S-0272

1. Define performance measurement and performance measures.
2. Review OJJDP's Performance Measurement Tool (PMT).
3. Walk through OJJDP's SCA Reentry performance measures and planning measures.
4. Share available training and support resources.

Introduction to Performance Measurement and Performance Measures

What is Performance Measurement?

- The **systematic and ongoing collection of data** about program outputs and outcomes to measure a program's progress towards its stated goals.
- The **ongoing monitoring and reporting of program progress and accomplishments**, using pre-selected performance measures.



What are Performance Measures?

Performance measures are indicators, statistics, or metrics used to assess program performance.



	Description	Example
Input	Program Resources	<ul style="list-style-type: none"> • Grant funding • Human resources • Employee time
Output	A countable product or service your program provides or produces. The volume of work your program accomplishes.	<ul style="list-style-type: none"> • Number of youth served • Number of trainings conducted • Number of technical assistance requests completed
Outcome	A change in knowledge, attitude, skill, and/or behavior that occurs within an individual, family, agency, system, or community.	<ul style="list-style-type: none"> • Family relationships • Job skills • Community involvement • School attendance • Gang resistance/involvement

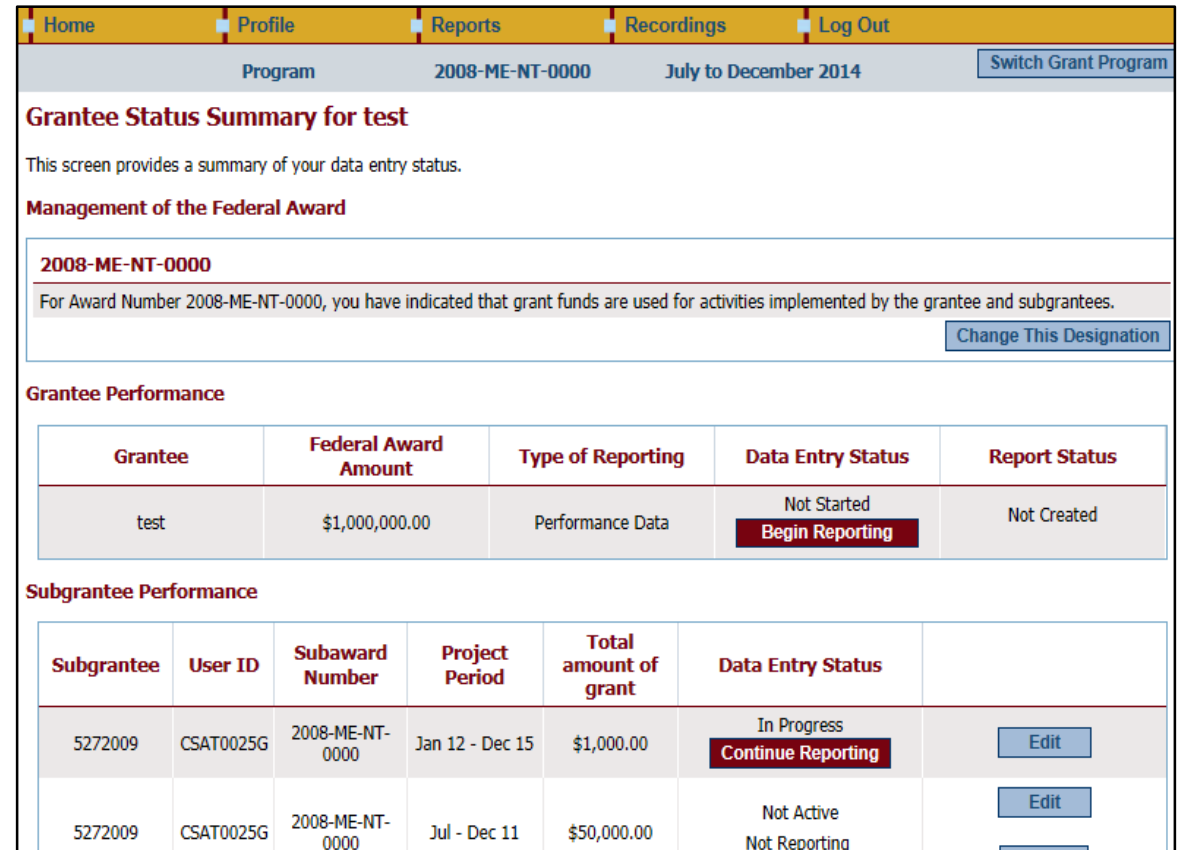
- Outcomes can be short term or long term:
 - **Short term:** The benefits and/or effects program participants experience while enrolled in the program or within **0–6 months** post completion/program exit.
 - **Long term:** The benefits and/or effects participants experience that occur within **6–12 months** following program completion/exit.



OJJDP Performance Measurement Tool (PMT)

OJJDP Performance Measurement Tool (PMT)

- The OJJDP PMT collects performance data from grantees and subgrantees and produces reports to be uploaded into the Grants Management System (GMS).
- Prior to each reporting deadline, OJJDP will provide a training webinar on how to access and use the PMT.
- The PMT and related training materials can be accessed at <https://ojdppmt.ojp.gov/>.



The screenshot displays the OJJDP PMT web interface. At the top, there is a navigation bar with links for Home, Profile, Reports, Recordings, and Log Out. Below this, the current program is identified as 2008-ME-NT-0000 for the period July to December 2014, with a 'Switch Grant Program' button.

The main content area is titled 'Grantee Status Summary for test' and includes a sub-section 'Management of the Federal Award' for award number 2008-ME-NT-0000. A 'Change This Designation' button is present.

The 'Grantee Performance' section contains a table with the following data:

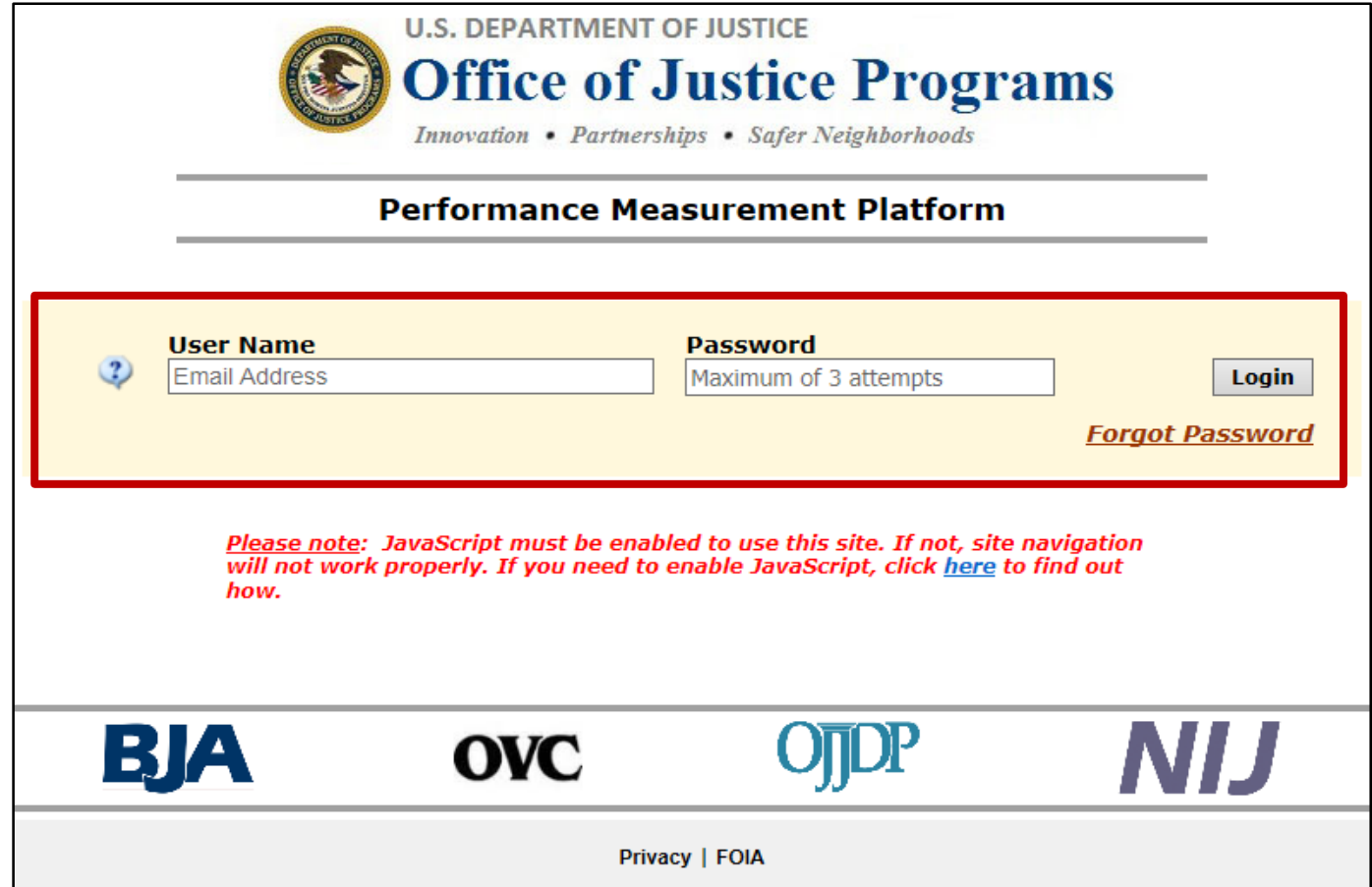
Grantee	Federal Award Amount	Type of Reporting	Data Entry Status	Report Status
test	\$1,000,000.00	Performance Data	Not Started Begin Reporting	Not Created

The 'Subgrantee Performance' section contains a table with the following data:

Subgrantee	User ID	Subaward Number	Project Period	Total amount of grant	Data Entry Status	
5272009	CSAT0025G	2008-ME-NT-0000	Jan 12 - Dec 15	\$1,000.00	In Progress Continue Reporting	Edit
5272009	CSAT0025G	2008-ME-NT-0000	Jul - Dec 11	\$50,000.00	Not Active Not Reporting	Edit

Step 1: Log in

- Provide your **User Name** and **Password** to enter the Performance Measurement Platform (PMP).



The screenshot shows the login interface for the OJJDP Performance Measurement Platform. At the top, it features the U.S. Department of Justice logo and the text "U.S. DEPARTMENT OF JUSTICE Office of Justice Programs Innovation • Partnerships • Safer Neighborhoods". Below this is the title "Performance Measurement Platform". The login form is highlighted with a red border and contains two input fields: "User Name" (with a help icon and the placeholder "Email Address") and "Password" (with the placeholder "Maximum of 3 attempts"). A "Login" button is positioned to the right of the password field, and a "[Forgot Password](#)" link is located below the password field. A red note below the form states: "Please note: JavaScript must be enabled to use this site. If not, site navigation will not work properly. If you need to enable JavaScript, click [here](#) to find out how." The footer of the page includes logos for BJA, OVC, OJJDP, and NIJ, along with a "Privacy | FOIA" link.

Step 2: Grant Program Selection

- To access the SCA Reentry Reporting module, select the current reporting period and click **Go**.
- Grantees can also review data from previous reporting periods under the **Closed/Read-only Reporting Period** tab.

The screenshot shows a web application interface for OJJDP. At the top, there is a navigation bar with links for Home, Profile, Reports, Recordings, and Log Out. Below this is a section titled "Grant Program Selection" with a sub-header "Second Chance Reentry". The main content area is divided into two tabs: "Current / Open Reporting Period" (selected) and "Closed / Read-only Reporting Period". Under the "Current / Open Reporting Period" tab, there is a dropdown menu showing "July 2017 - December 2017" and a "Go" button. The dropdown menu and the "Go" button are highlighted with a red box. The "Closed / Read-only Reporting Period" tab is currently inactive.

Step 3: Begin Reporting

- Click the **RED** button under **Data Entry Status** on the **Grantee Status Summary** page to begin data entry for your grantee or subgrantee report.
- Any subgrantees created for the federal award will also be displayed on the **Grantee Status Summary** page under the **Subgrantee Performance** subsection.

Home Profile Reports Recordings Log Out

Program 2008-ME-NT-0000 July to December 2014 [Switch Grant Program](#)

Grantee Status Summary for test

This screen provides a summary of your data entry status.

Management of the Federal Award

2008-ME-NT-0000

For Award Number 2008-ME-NT-0000, you have indicated that grant funds are used for activities implemented by the grantee and subgrantees. [Change This Designation](#)

Grantee Performance

Grantee	Federal Award Amount	Type of Reporting	Data Entry Status	Report Status
test	\$1,000,000.00	Performance Data	Not Started Begin Reporting	Not Created

Subgrantee Performance

Subgrantee	User ID	Subaward Number	Project Period	Total amount of grant	Data Entry Status	
5272009	CSAT0025G	2008-ME-NT-0000	Jan 12 - Dec 15	\$1,000.00	In Progress Continue Reporting	Edit
		2008-ME-NT-			Not Active	Edit

SCA Reentry Performance Measures

OJJDP grantee programs reporting data in the SCA Reentry module

1. FY17 Second Chance Act: Enhancing Youth Access to Justice Initiative (Category 3).
2. FY17 Second Chance Act: Statewide Juvenile Reentry Systems Reform Implementation.
3. FY16 Second Chance Act Smart on Juvenile Justice: Community Supervision Implementation.
4. FY16 Second Chance Act: Implementing Statewide Plans to Improve Outcomes for Youth in the Juvenile Justice System.
5. FY16 Juvenile Justice System Improvement Division Invited Applications.
6. FY15 Initiative to Develop Juvenile Reentry Measurement Standards.

OJJDP PMT Reporting Schedule

- SCA Reentry grantees report data biannually:
 - January–June activity is reported in July.
 - July–December activity is reported in January.

OJJDP Grant Programs	Activity Period	PMT Due Date
Court Appointed Special Advocates Program ♦ Discretionary ♦ Enforcing Underage Drinking Laws Program ♦ Family Drug Court Program ♦ Juvenile Drug Court Program ♦ Juvenile Mentoring Programs ♦ Second Chance Act Mentoring ♦ Second Chance Act Reentry and Co-occurring ♦ Training and Technical Assistance ♦ Tribal Youth Program ♦ Violence Prevention Initiatives	January - June	July 30
Juvenile Accountability Block Grant	July - December	January 30
Title V	April - March	June 30
Title II (Formula)	October - September	November 30
Tribal Juvenile Accountability Discretionary Grant	October - September	December 30
		November 30

SCA Reentry Planning Measures

1. Were planning activities conducted for this award during the reporting period?
2. Have you developed a juvenile reentry strategic plan that describes your jurisdiction's long term reentry strategy?
3. Is there a juvenile reentry task force or planning committee in place to help guide program implementation?
4. Identify the partnerships you developed with state and local government agencies during the reporting period.
5. Have you identified the data you will collect as part of your SCA Juvenile Reentry project?
6. Have you identified outcomes for your SCA Juvenile Reentry project?

Measure 4: Identify Partnerships

- a. Health
- b. Mental health
- c. Housing
- d. Homeless services
- e. Child welfare
- f. Education
- g. Substance abuse
- h. Victims services
- i. Child support
- j. Employment services
- k. Local law enforcement agencies
- l. Legal services**
- m. Mentoring services**



Partnerships are defined as those organizations with whom the grantee established a direct or indirect financial or other relationship (e.g., consultant organization, contract, MOU, or media coverage), as a result of the grant funding.

OJJDP has a set of Core Measures that are mandatory for most grantees*

1. Number of program youth served.
2. Number and percent of programs/initiatives employing evidence-based programs or practices.
3. Number and percent of youth with whom an evidence-based program or practice was used.
4. Number and percent of youth who offend during the reporting period (short and long term).
5. Number and percent of youth who are victimized / revictimized (short and long term).

*These core measures may not apply to Training and Technical Assistance (TTA) or system improvement grantees, in which case they will report zeroes for each measure.



Additional mandatory and/or optional measures may be identified for certain programs. These measures are important to OJJDP, as they provide valuable information regarding the people the grant funds are serving, the services being provided, and the effectiveness of the services being provided.

Measure 4: Number of Services Provided to Youth (Number of Youth Receiving Services)

- a. Number of youth assessed as needing substance use counseling/services during the reporting period.
- b. Youth enrolled in substance use counseling/services.
- c. Youth assessed as needing mental health services.
- d. Youth enrolled in mental health services.
- e. Youth assessed as needing housing services.
- f. Youth who successfully found housing.
- g. Youth who received civil legal services.**
- h. Youth successfully matched with a mentor.**

Measure 4: Number of Services Provided to Youth (Number of Youth Receiving Services)

- g. Number of youth who received **civil legal services** during the reporting period.
 - Report the number of **youth served** not the number of *cases*.
 - An individual youth may receive assistance on multiple legal issues but should still be counted only once.
- h. Number of youth successfully matched with a **mentor** during the reporting period.
 - Count all youth matched with a mentor, even if the grant program does not provide or fund those services directly but refers youth to a partner for mentoring services.

SCA Reentry Program-Specific Measures

- 5) Number of **drug/alcohol tests performed** (Mandatory for Co-Occurring only).
- 6–7) Number and percent of program **youth who were adjudicated** during the reporting period (short and long term).
- 8–9) Number and percent of program **youth who had technical violations** during the reporting period (short and long term).
- 10) Number and percent of **youth completing program requirements** (short term).

Measure 11: Targeted Behavior Change

- | | |
|---|---------------------------------|
| a) Antisocial behavior
(short & long term) | f) School attendance |
| b) Family relationships | g) GED |
| c) Social competence | h) GPA |
| d) Gang
resistance/involvement | i) Perception of social support |
| e) Substance use | j) Prosocial behavior |
| | k) Community involvement |
| | l) Occupational skill training |

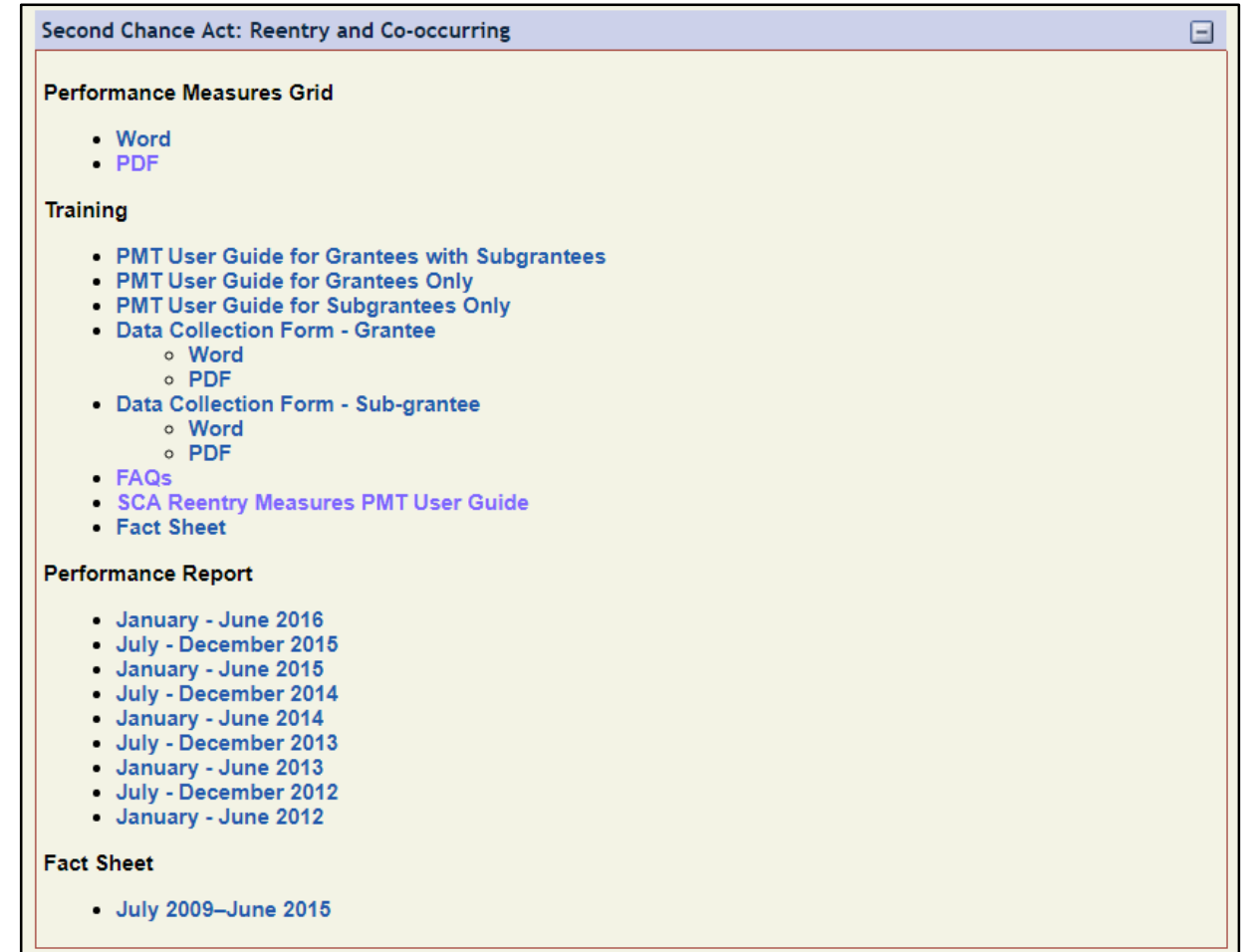


SCA Reentry grantees must select one of the following, depending on the primary focus of the program.

Available Resources and Technical Assistance

Program-specific training materials are available at <https://ojdppmt.ojp.gov/>, including:

- Performance measures grids.
- Data collection forms.
- FAQs and fact sheets.
- Performance reports.



Second Chance Act: Reentry and Co-occurring

Performance Measures Grid

- Word
- PDF

Training

- PMT User Guide for Grantees with Subgrantees
- PMT User Guide for Grantees Only
- PMT User Guide for Subgrantees Only
- Data Collection Form - Grantee
 - Word
 - PDF
- Data Collection Form - Sub-grantee
 - Word
 - PDF
- FAQs
- SCA Reentry Measures PMT User Guide
- Fact Sheet

Performance Report

- January - June 2016
- July - December 2015
- January - June 2015
- July - December 2014
- January - June 2014
- July - December 2013
- January - June 2013
- July - December 2012
- January - June 2012

Fact Sheet

- July 2009–June 2015

OJJDP PMT Helpdesk

Monday–Friday 8:30 a.m.–5:30 p.m. ET

Toll free number: 866–487–0512

E-mail: ojdppmt@ojp.usdoj.gov

OJJDP PMT Website

<https://ojdppmt.ojp.gov/>

***On behalf of OJJDP and
the PMT team,
we thank you for your
dedication and hard
work!***

