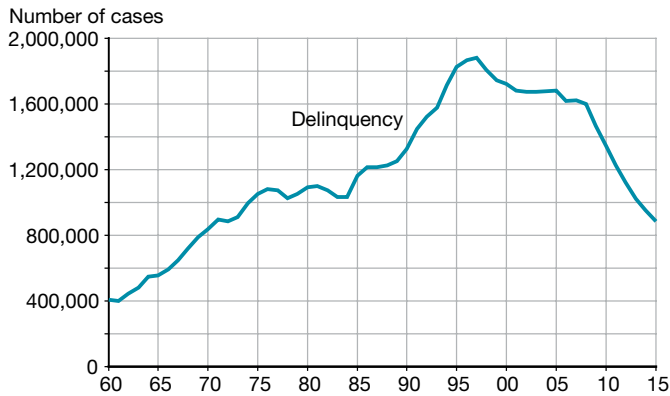


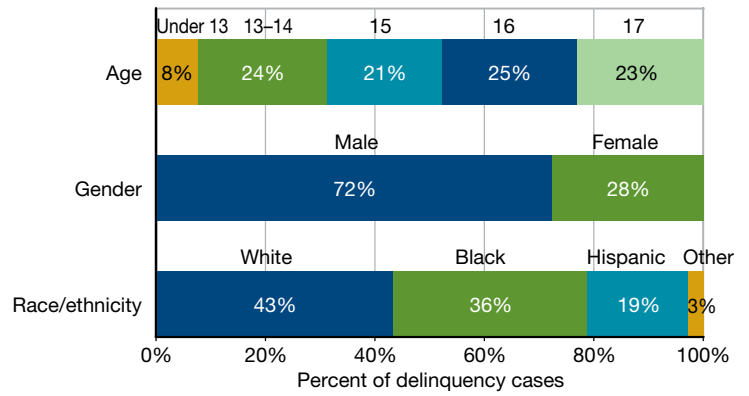
# Characteristics of delinquency cases handled in juvenile court in 2015

OJJDP's National Juvenile Court Data Archive documents workloads of the nation's juvenile courts

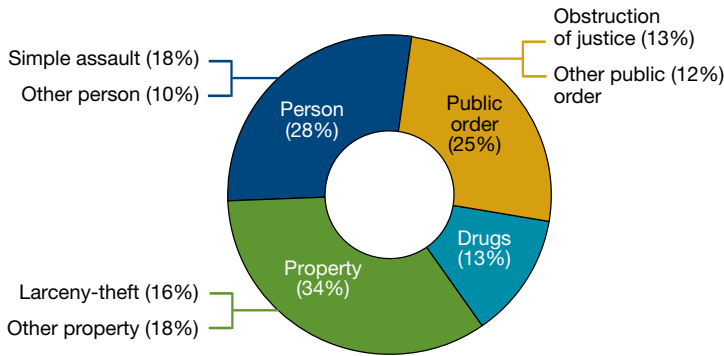
The number of delinquency cases peaked in 1997 and then fell 53% by 2015



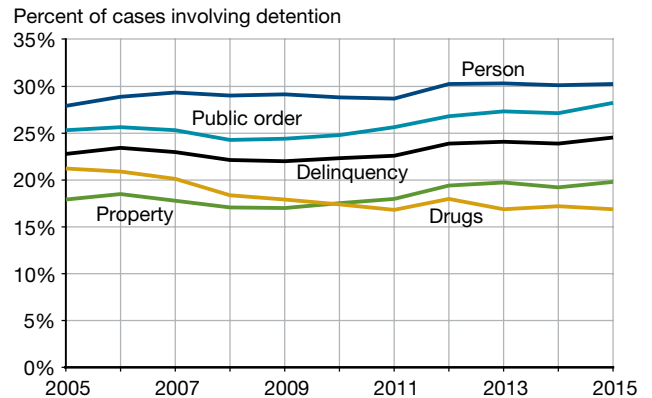
Males accounted for more than 70% of the delinquency caseload in 2015



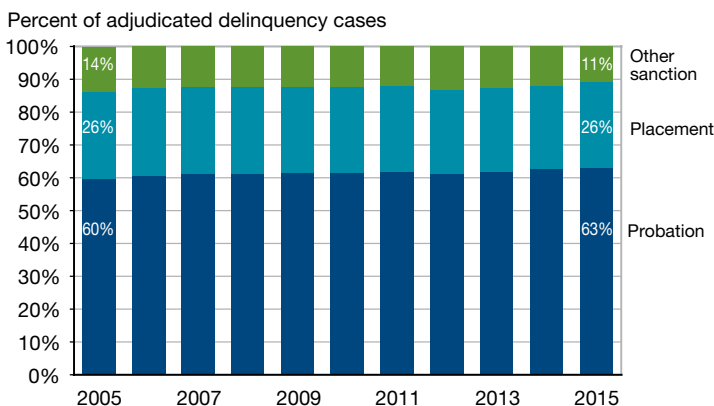
More than one-third of delinquency cases in 2015 involved simple assault or larceny-theft offenses



Person offenses were consistently more likely than other offenses to involve detention



Probation was the most common disposition for adjudicated delinquency cases



## Statistical Briefing Book [ojjdp.gov/ojstatbb](http://ojjdp.gov/ojstatbb)

Access more information on juvenile court cases

- Review delinquency and status offense case FAQs
- Analyze data with Easy Access to Juvenile Court Statistics
- Visit the DMC Databook for case processing comparisons by race and gender

**Notes:** This publication was prepared by Charles Puzanchera and Sarah Hockenberry, National Center for Juvenile Justice, with funds provided by OJJDP through grants #2015-JF-FX-0061 and #2016-JF-FX-K001. May 2018.

**Data source:** National Center for Juvenile Justice. *National Juvenile Court Data Archive: Juvenile Court Case Records 2005-2015* [machine-readable data file].